



**INSTRUCTIONS**

**GEI-44208C**  
Supersedes GEI-442088  
Insert Booklet GEH-2026

---

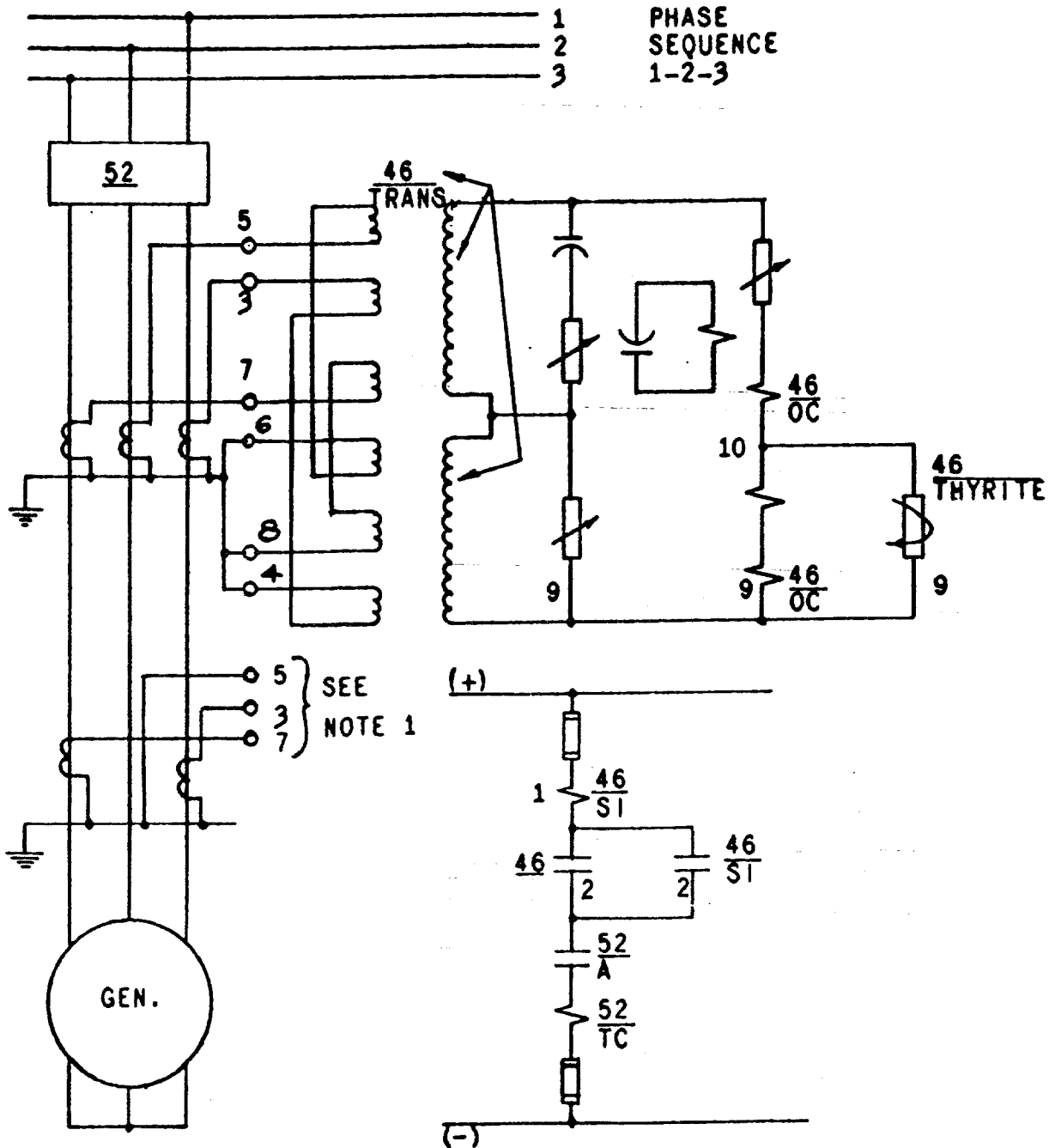
**NEGATIVE-PHASE-SEQUENCE  
TIME OVERCURRENT RELAY**

**Type INC77N**

---

**GENERAL  ELECTRIC**

GEI-44208 Negative Phase-Sequence Time Overcurrent Relay Type INC



LEGEND	
52	CIRCUIT BREAKER
46	NEGATIVE PHASE SEQUENCE OVER-CURRENT RELAY

NOTE 1- THIS ALTERNATIVE CONNECTION OF CT'S MAY BE USED IF THE INC IS NOT REQUIRED TO RESPOND TO GROUND FAULTS AT GENERATOR VOLTAGE.

Fig. 1 (402A950-2) Typical External Connections for the INC77N Relay

# NEGATIVE PHASE-SEQUENCE TIME OVERCURRENT RELAY TYPE INC77N

## INTRODUCTION

These instructions supplement instruction book GEH-2026A which is included in this book. The combination of the two form instructions for the INC77N relay.

The INC77N relay is similar to the INC77B relay except for the omission of the alarm circuit.

## INSTALLATION

The outline and panel drilling dimensions are shown in Fig. 3 of this supplement.

The internal and external diagrams are shown in Figs. 1 and 2 of this supplement.

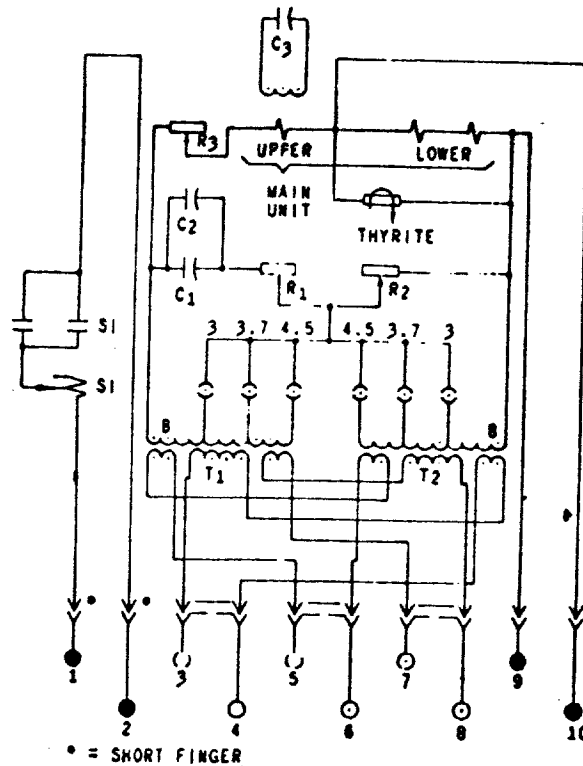


Fig. 2 (377A186-0) Internal Connections for the INC77N Relay

*These instructions do not purport to cover all details or variations in equipment nor to provide for every possible contingency to be met in connection with installation, operation or maintenance. Should further information be desired or should particular problems arise which are not covered sufficiently for the purchaser's purposes, the matter should be referred to the General Electric Company.*

*To the extent required the products described herein meet applicable ANSI, IEEE and NEMA standards; but no such assurance is given with respect to local codes and ordinances because they vary greatly.*

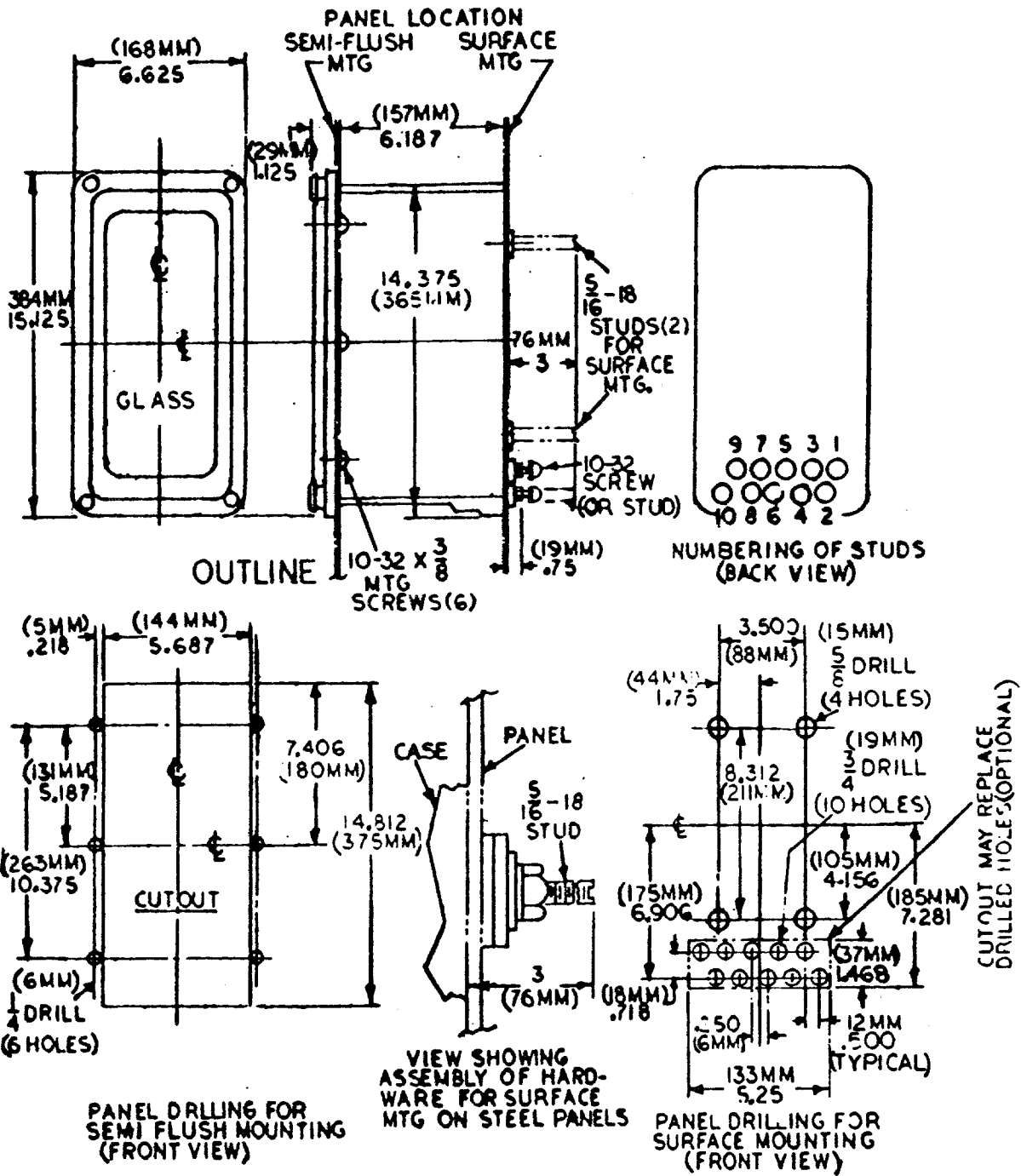


FIG. 3 (6209273-3) OUTLINE AND PANEL DRILLING DIMENSIONS FOR THE INC77M RELAY