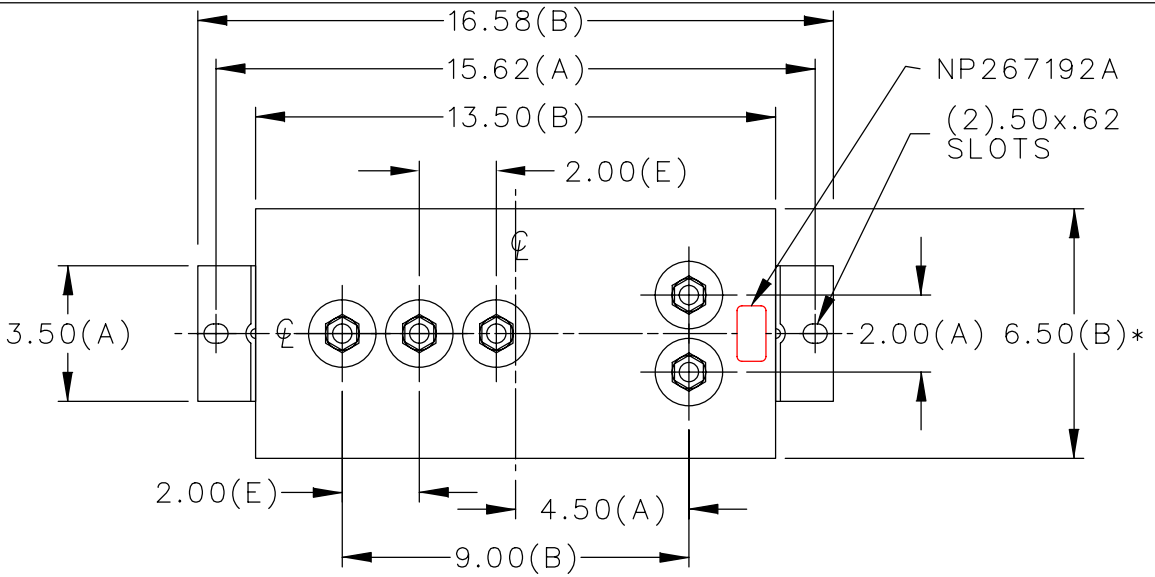


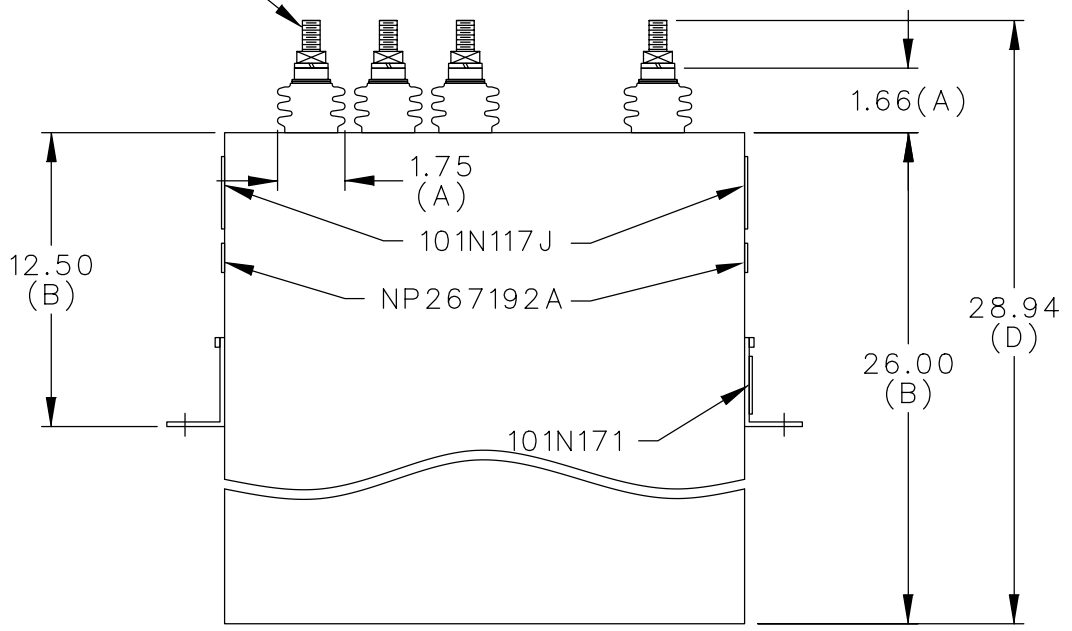
SIZE <b>A</b>	DWG NO. 16L0212WH3	SH 2	REV
REV 1	McGINN ADD 2.00		

\* UP TO +.50 CASE BULGE

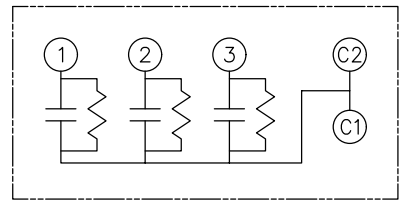


TOL	+/-
A	.06
B	.12
C	.18
D	.25
E	.03

.500-13 THD.



TERM	uF	kVAR
1	617.6	128
2	617.6	128



SCHEMATIC DIAGRAM - 327

GE  
740 V 1 PH KVBIL  
255 KVAR 60 HZ  
CAT. 16L0212WH3 SN  
3.1 GALS.  
GEH-2743  
101N171

MAX. TERMINAL  
TIGHTENING TORQUE  
15 FT-LBS

NP267192A

	CAPACITOR & POWER PROTECTION FORT EDWARD, N.Y., U.S.A.		SIZE <b>A</b>	FSCM NO	<b>OUTLINE</b> <b>16L0212WH3</b>	SHEET 2 CONT 3
	DRAWN E.McGINN	NOV. 29, 1999	SCALE	DISTR TO		
ISSUED	12-8-99					