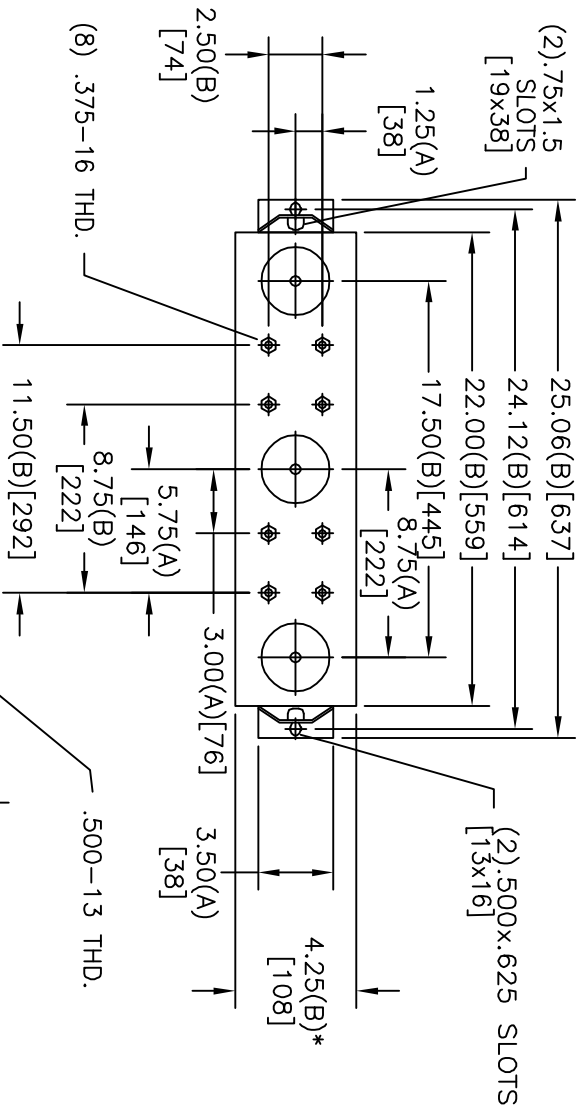
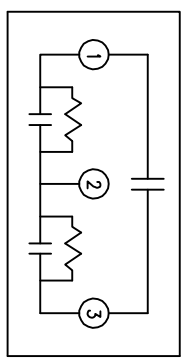
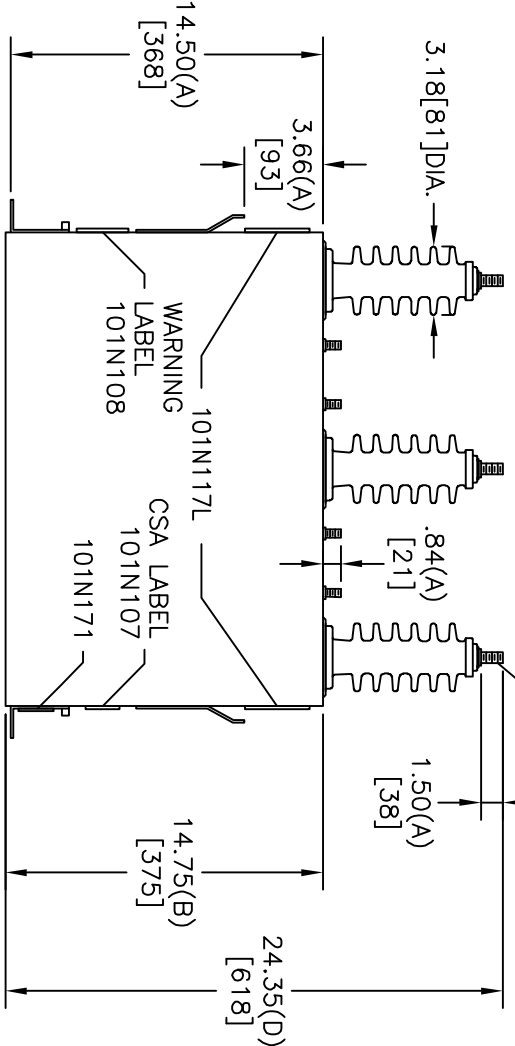


SIZE	DWG NO	SHT	REV
A	16L0284WH3	2	1
REV	DESCRIPTION	DATE	APPROVED
1	ADD 107/108	3/3/2008	BTR



TOL	+/-
A	.06
B	.12
C	.18
D	.25

* UP TO +.50 CASE BULGE



SCHEMATIC DIAGRAM - 304

7200V	3 PH	KV/BIL
100	KVAR	60 Hz
CAT	16L0284WH3	SN
	2.20 GAL.	
101N171	MFG DATE	
	READ	GEH - 2743

 GE ENERGY FORT EDWARD, N.Y., U.S.A.		SIZE A	
DRAWN	B.ROSS	DATE	2/21/2003
ISSUED		DATE	2/26/2003
SCALE A		16L0284WH3	
OUTLINE		SHEET	2
16L0284WH3		CONT	3

DISTR. TO