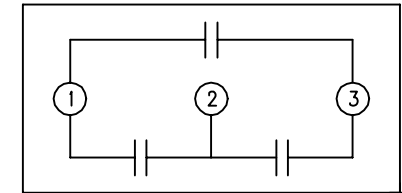
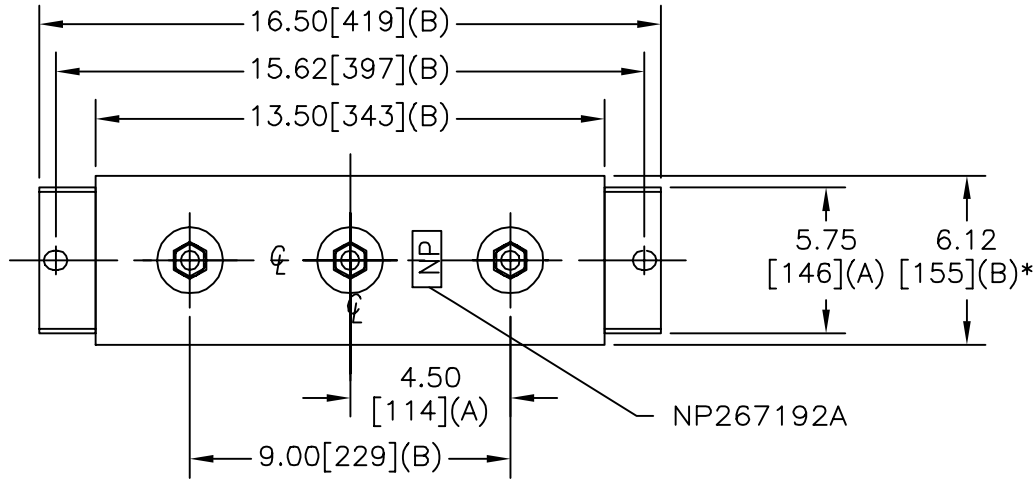
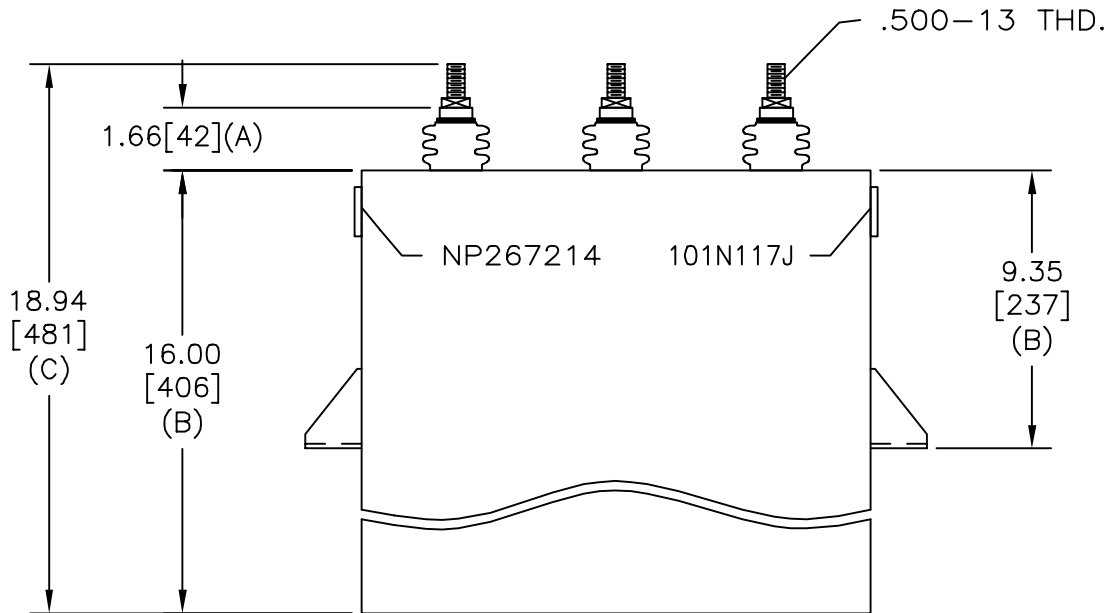


SIZE A	DWG NO 16L0427WH3	SHT 2	REV 1
REV 1	DESCRIPTION CHG NP	DATE 9/25/02	APPROVED BROSS



SCHEMATIC DIAGRAM - 300



WITH INTERNAL DISCH RESISTORS
 CAT. 16L0427WH3 SN
 240UF 1800VPK 60HZ 3PH
 1.90 GAL. COMBUSTIBLE LIQUID
 CAUTION! BEFORE INSTALLING OR
 OPERATING READ GEH-2743

NP267214

* UP TO +.50
 CASE BULGE

MAX. TERMINAL
 TIGHTENING TORQUE
 15 FT-LBS

NP267192A

INDUSTRIAL SYSTEMS FORT EDWARD, N.Y., U.S.A.		SIZE A	<h1 style="text-align: center;">OUTLINE</h1> <h2 style="text-align: center;">16L0427WH3</h2>			
DRAWN	B. ROSS	DATE			AUG 7, 2002	
ISSUED		DATE	8/14/02	SCALE		
			SHEET	2	CONT ON	3

DISTR. TO