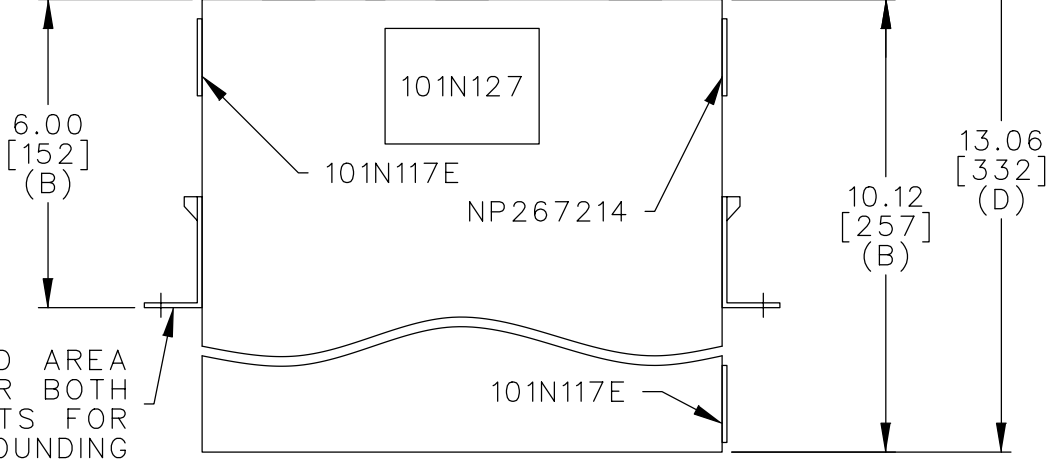
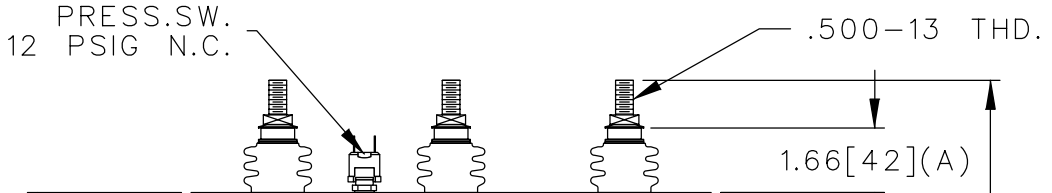
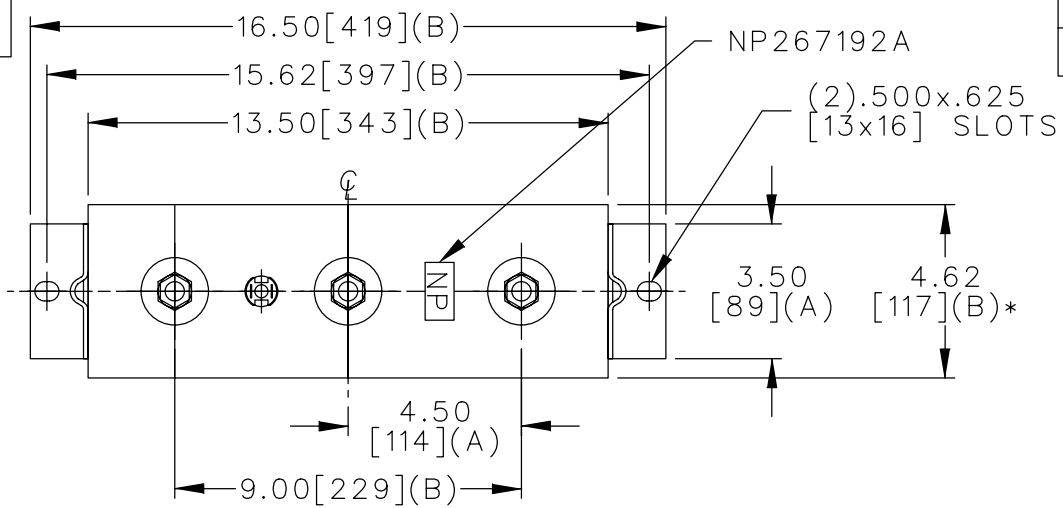


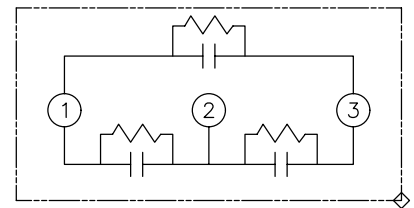
TOL	+/-
A	.06
B	.12
C	.18
D	.50
E	.04

BUSH. DIA.
1.75(B)



UNPAINTED AREA UNDER BOTH BRACKETS FOR GROUNDING

SIZE	DWG NO.	SH	REV
A	16L0533TH4		
REV	3	10-20-99	
4	McGINN	NP267214	WAS 101N171



SCHEMATIC DIAGRAM - 302

WITH INTERNAL DISCH RESISTORS
 CAT. 16L0533TH4 SN
 50KVAR 600V 60HZ 3PH
 1.27 GAL. COMBUSTIBLE LIQUID
 CAUTION! BEFORE INSTALLING OR
 OPERATING READ GEH-2743
 MADE IN MEXICO
 NP267214

* UP TO +.50[13] CASE BULGE

MAX. TERMINAL TIGHTENING TORQUE 15 FT-LBS

NP267192A

	CAPACITOR & POWER PROTECTION FORT EDWARD, N.Y., U.S.A.		SIZE A	OUTLINE 16L0533TH4	SHEET 2 CONT. 3
	DRAWN HUMPHRIES NOV. 9, 1990	ISSUED 11-14-90			