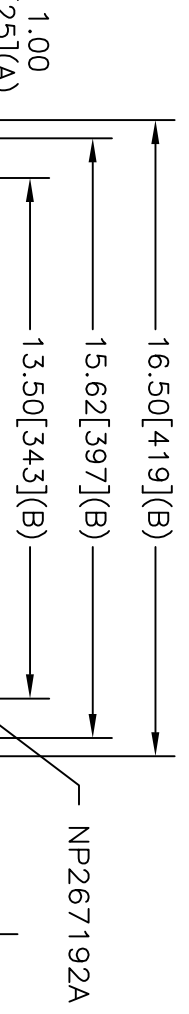


TOL	+/-
A	.06
B	.12
C	.18
D	.50
E	.04

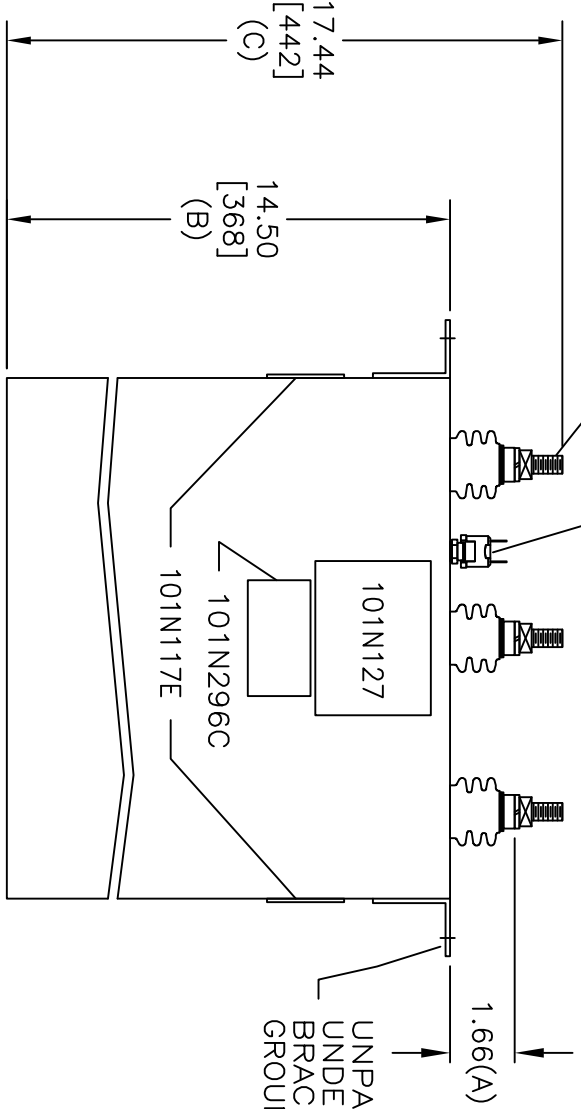
BUSH DIA
1.75(A)



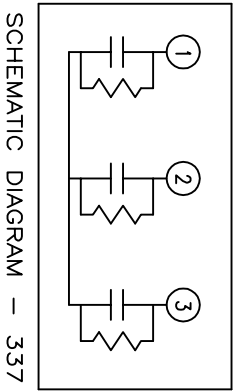
NP267192A

SEAM END OF CASE

PRESS.SW.
12 PSIG N.C.
.500-13 THD.



UNPAINTED AREA
UNDER BOTH
BRACKETS FOR
GROUNDING



SCHEMATIC DIAGRAM - 337

POWER FACTOR CORRECTION
WITH INTERNAL DISCHARGE RESISTORS
CAT. 16L1567TH4 SN
75KVAR 600V 60HZ 3PH
WYE CONN
CONTAINS 1.0 GAL. COMBUSTIBLE LIQUID WITH LESS THAN
ONE PART PER MILLION PCB ON MFG DATE MM/YY
CAUTION! BEFORE INSTALLING OR OPERATING READ GEH-2743+2741
101N296C
MADE IN USA

* UP TO +.50
CASE BULGE

MAX. TERMINAL
TIGHTENING TORQUE
15 FT-LBS

NP267192A

SIZE	DWG NO.	SHT	REV
A	16L1567TH4	2	1
REV	DESCRIPTION	DATE	APPROVED

<p>GE ENERGY FORT EDWARD, N.Y., U.S.A.</p>		SIZE	A	16L1567TH4	SHEET 2	CONT 3
		DRAWN				
ISSUED	DATE	DATE	5/29/2013	SCALE		

DISTR. TO