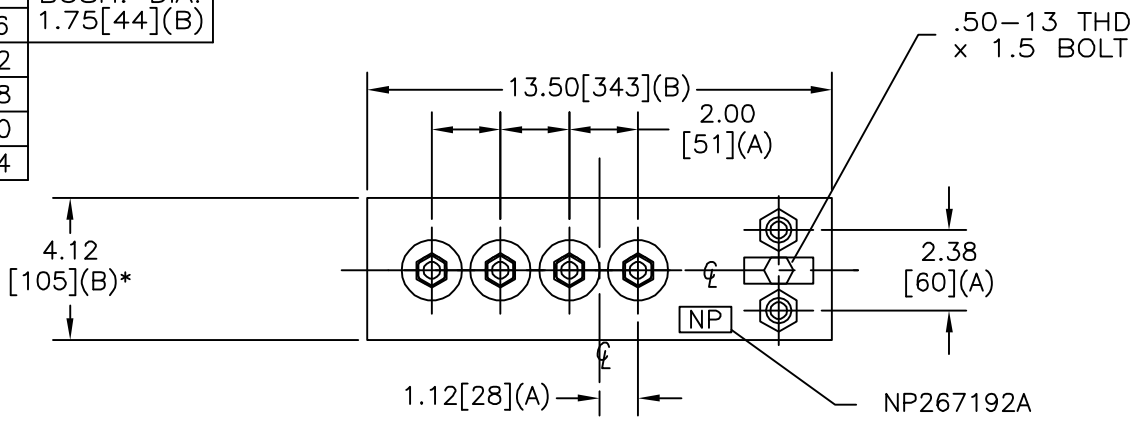
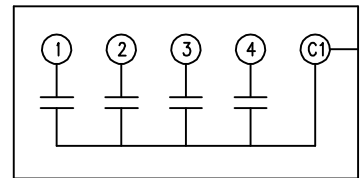


SIZE	DWG NO	SHT	REV
A	19L0052WH1	2	1
REV	DESCRIPTION	DATE	APPROVED
1	CHG NP DATA	1/21/04	BTR

TOL	+/-	BUSH. DIA.
A	.06	1.75[44](B)
B	.12	
C	.18	
D	.50	
E	.04	



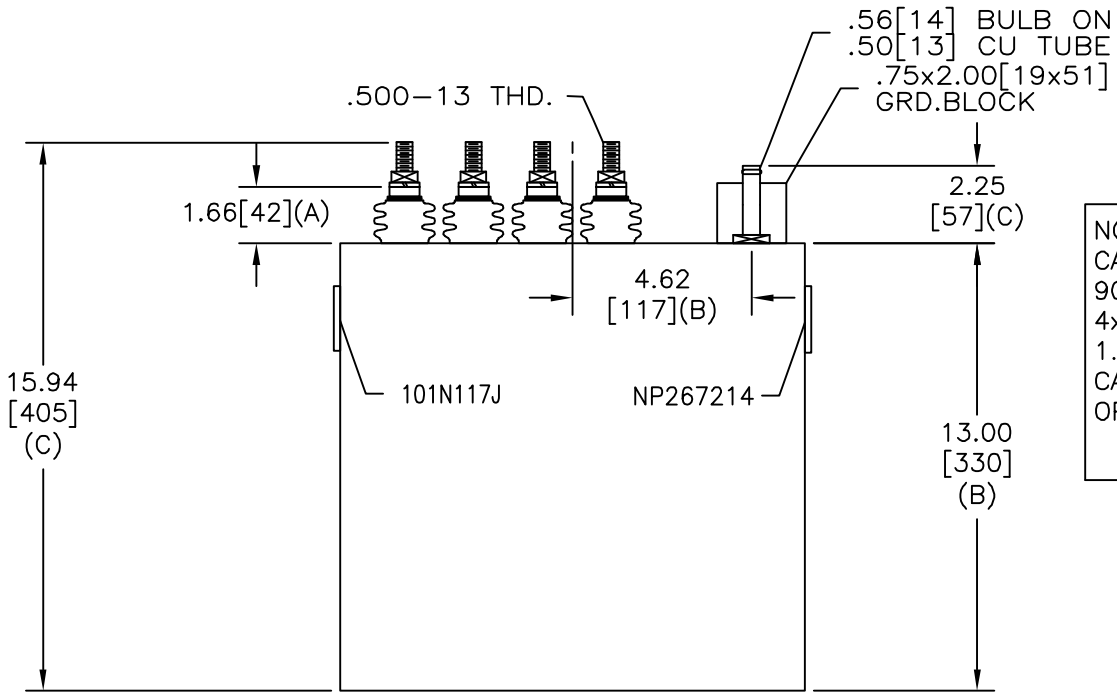
TERM	uF	kVAR
1	18.7	225
2	18.7	225
3	18.7	225
4	18.7	225



SCHEMATIC DIAGRAM - 401

NO INTERNAL DISCH RESISTORS
 CAT. 19L0052WH1 SN
 900KVAR 800V 3000HZ 1PH
 4x18.7 UF/TAP
 1.400 GAL. COMBUSTIBLE LIQUID
 CAUTION! BEFORE INSTALLING OR
 OPERATING READ GEH-2733

NP267214



* UP TO +.50[13] CASE BULGE

MAX. TERMINAL TIGHTENING TORQUE 15 FT-LBS

NP267192A

INDUSTRIAL SYSTEMS FORT EDWARD, N.Y., U.S.A.		SIZE A
DRAWN E. McGinn	DATE JUN 29, 2001	SCALE
ISSUED	DATE 1/7/04	

<h1>OUTLINE</h1> <h2>19L0052WH1</h2>	
SHEET 2	CONT ON -

DISTR. TO