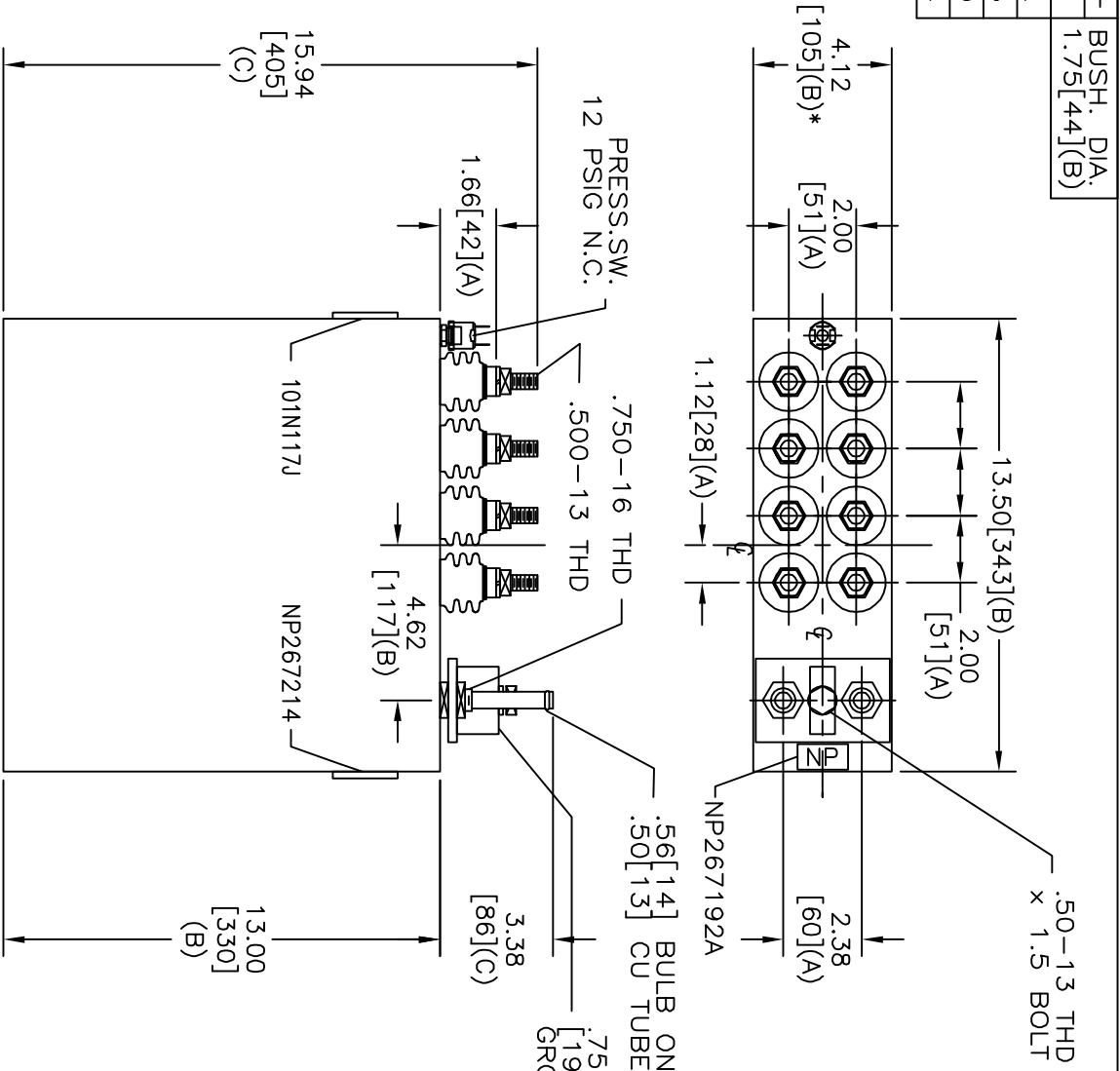
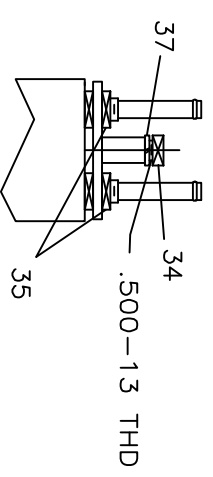
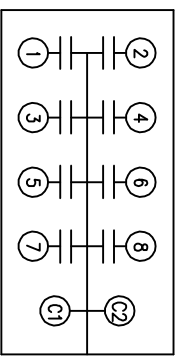


TOL	+/-	BUSH. DIA.
A	.06	1.75[44](B)
B	.12	
C	.18	
D	.50	
E	.04	



SIZE	DWG NO	SHT	REV
A	19L0084WH2	2	1
REV	DESCRIPTION	DATE	APPROVED
1	RETRACE	6/23/04	BTR

TERM	UF	KVAR
1	0.88	35.3
2	0.88	35.3
3	1.75	70.6
4	3.51	141.2
5	7.02	282.4
6	7.02	282.4
7	7.02	282.4
8	7.02	282.4



NO INTERNAL DISCH RESISTORS
 CAT. 19L0084WH2 SN
 1412KVAR 800V 10000HZ 1PH
 2x.88+1.75+3.5+4x7.0 UF/TAP
 1.4 GAL. COMBUSTIBLE LIQUID
 CAUTION! BEFORE INSTALLING OR
 OPERATING READ GEH-2733

* UP TO +.50[13]
 CASE BULGE

MAX. TERMINAL
 TIGHTENING TORQUE
 15 FT-LBS

NP267192A

INDUSTRIAL SYSTEMS
 FORT EDWARD, N.Y., U.S.A.

DRAWN E. McGinn
 DATE NOV 26, 2001

ISSUED DATE 11/28/01

SIZE **A**

OUTLINE
 19L0084WH2

SHEET 2 CONT -

DISTR. TO