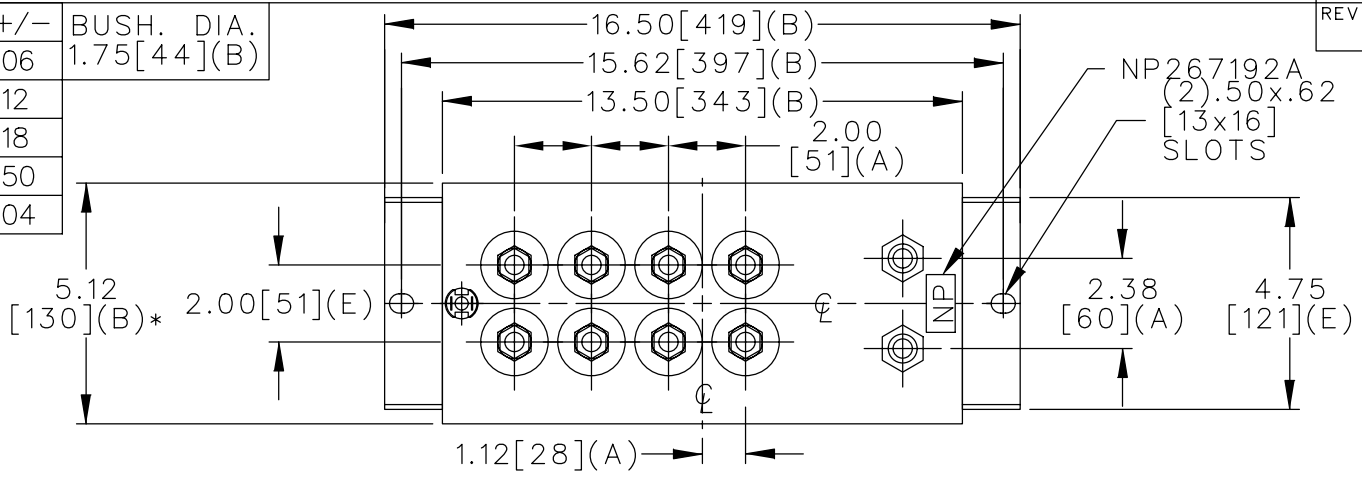
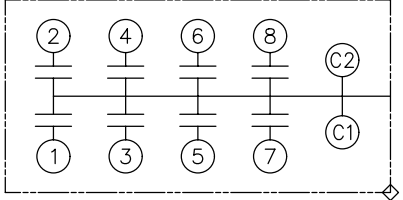


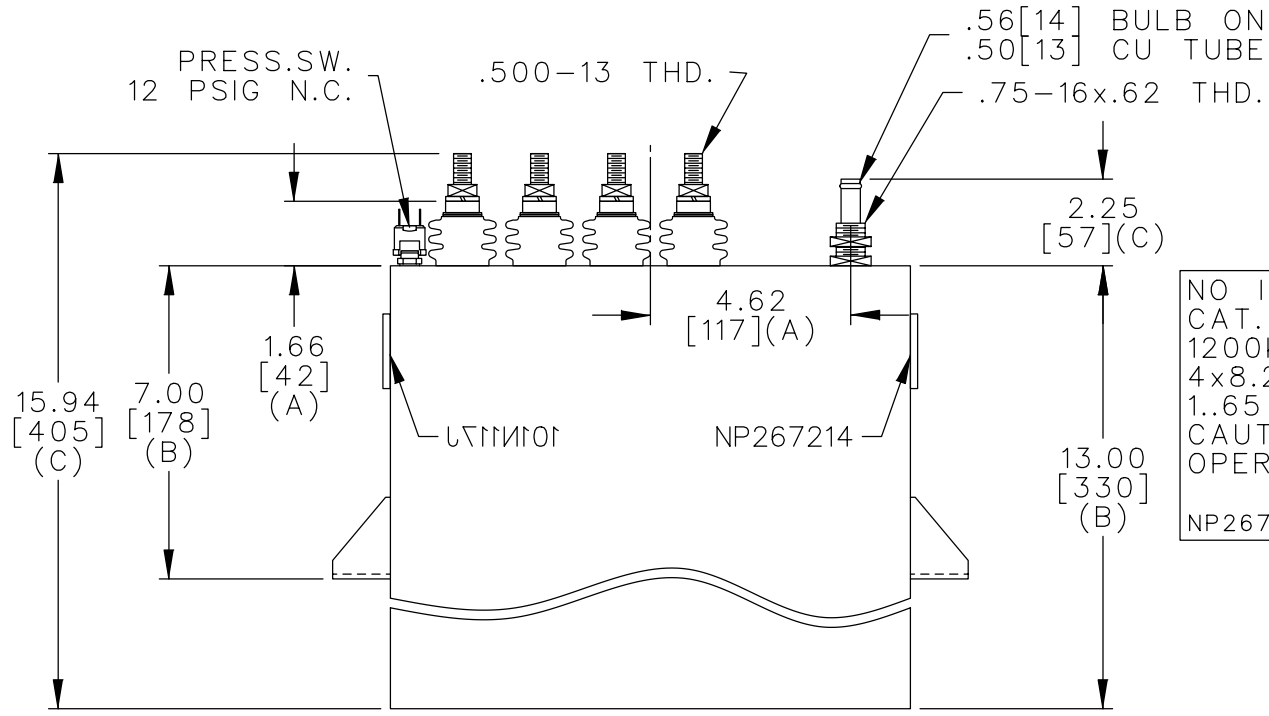
TOL	+/-	BUSH. DIA.
A	.06	1.75[44](B)
B	.12	
C	.18	
D	.50	
E	.04	



TERM	uF	kVAR
1	8.29	100
2	8.29	100
3	8.29	100
4	8.29	100
5	16.58	200
6	16.58	200
7	16.58	200
8	16.58	200



SCHEMATIC DIAGRAM - 801



NO INTERNAL DISCH RESISTORS
 CAT. 19L0140WH4 SN
 1200KVAR 800V 3000HZ 1PH
 4x8.29+4x16.58 UF/TAP
 1.65 GAL. COMBUSTIBLE LIQUID
 CAUTION! BEFORE INSTALLING OR
 OPERATING READ GEH-2733
 NP267214

* UP TO +.50[13]
 CASE BULGE

MAX. TERMINAL
 TIGHTENING TORQUE
 15 FT-LBS

NP267192A

	CAPACITOR & POWER PROTECTION FORT EDWARD, N.Y., U.S.A.		SIZE A	OUTLINE 19L0140WH4	SHEET 2 CONT. ON -
	DRAWN E.McGINN	JUNE 19, 2001	SCALE		
ISSUED				DISTR TO	