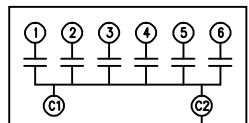
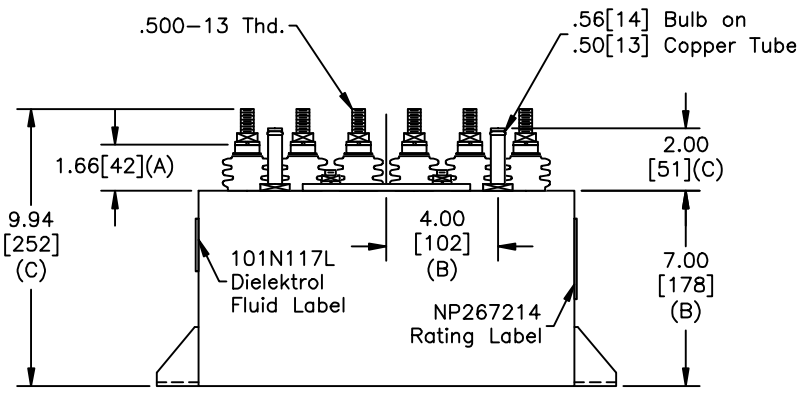
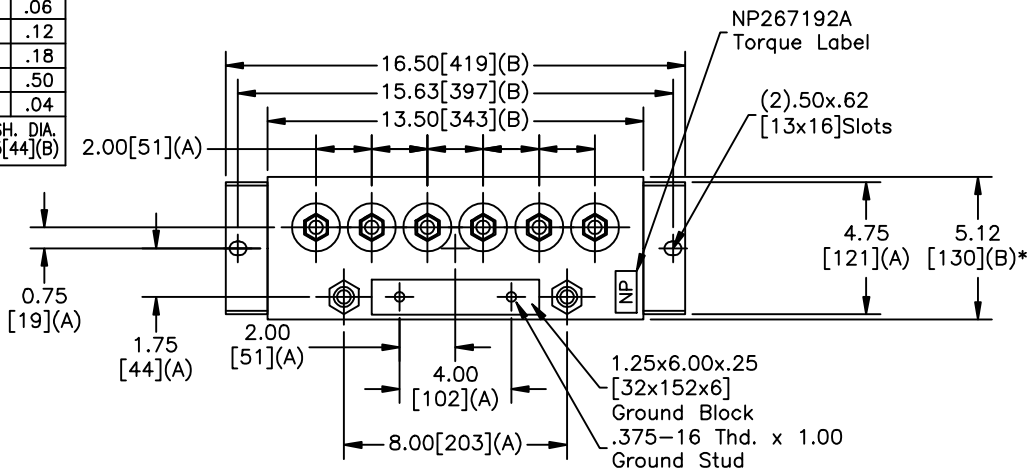


TOL	+/-
A	.06
B	.12
C	.18
D	.50
E	.04
BUSH, DIA.	1.75[44](B)

SIZE	DWG NO	SHT	REV
A	19L0167WH3	2	1
REV	DESCRIPTION	DATE	APPROVED
1	RETRACE	4/26/10	DMR

TERM	uF	kVAR
1	13.4	161.65
2	13.4	161.65
3	13.4	161.65
4	13.4	161.65
5	13.4	161.65
6	13.4	161.65



SCHEMATIC DIAGRAM - 601

GE CAPACITOR
 NO INTERNAL DISCHARGE RESISTORS
 CAT. 19L0167WH3 SN
 970KVAR 800V 3000HZ 1PH
 6x13.4UF/TAP
 0.93 GAL. COMBUSTIBLE LIQUID
 CAUTION! BEFORE INSTALLING OR
 OPERATING READ GEH-2733
 MADE IN USA NP267214

* UP TO +.50[13] CASE BULGE

MAX. TERMINAL TIGHTENING TORQUE 15 FT-LBS.
 NP267192A

	GE ENERGY FORT EDWARD, N.Y., U.S.A.	SIZE A
DRAWN	E.McGINN	DATE 9/20/2000
ISSUED		DATE 9/20/2000

Est Weight 30 lbs.
SCALE WC9

OUTLINE 19L0167WH3	
SHEET 2	CONT ON

DISTR. TO