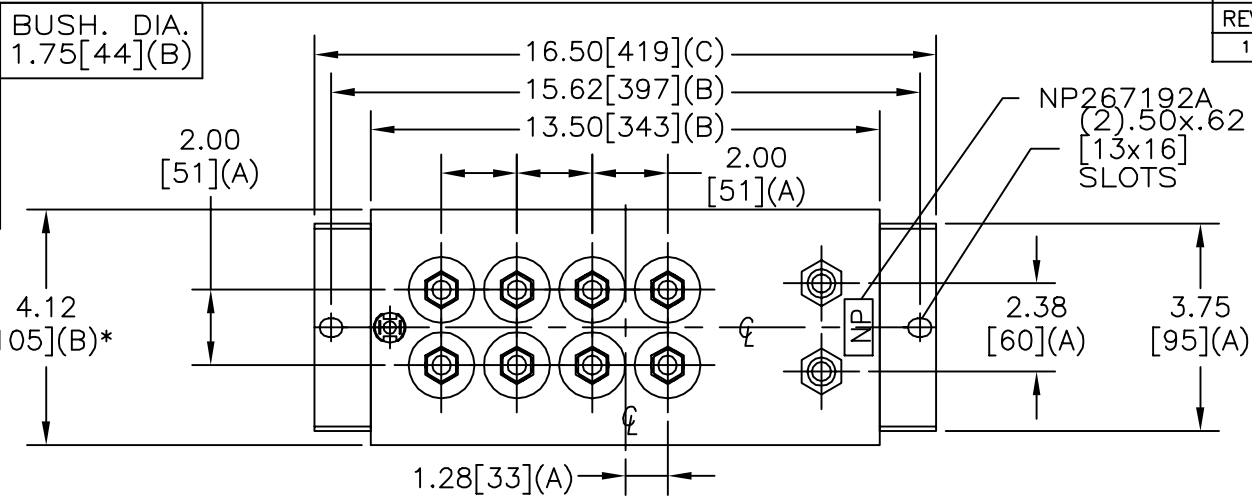
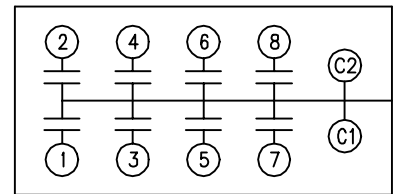


SIZE A	DWG NO 19L0192WH4	SHT 2	REV 1
REV 1	DESCRIPTION UPDATE CAT NO.	DATE 4/29/03	APPROVED B.ROSS

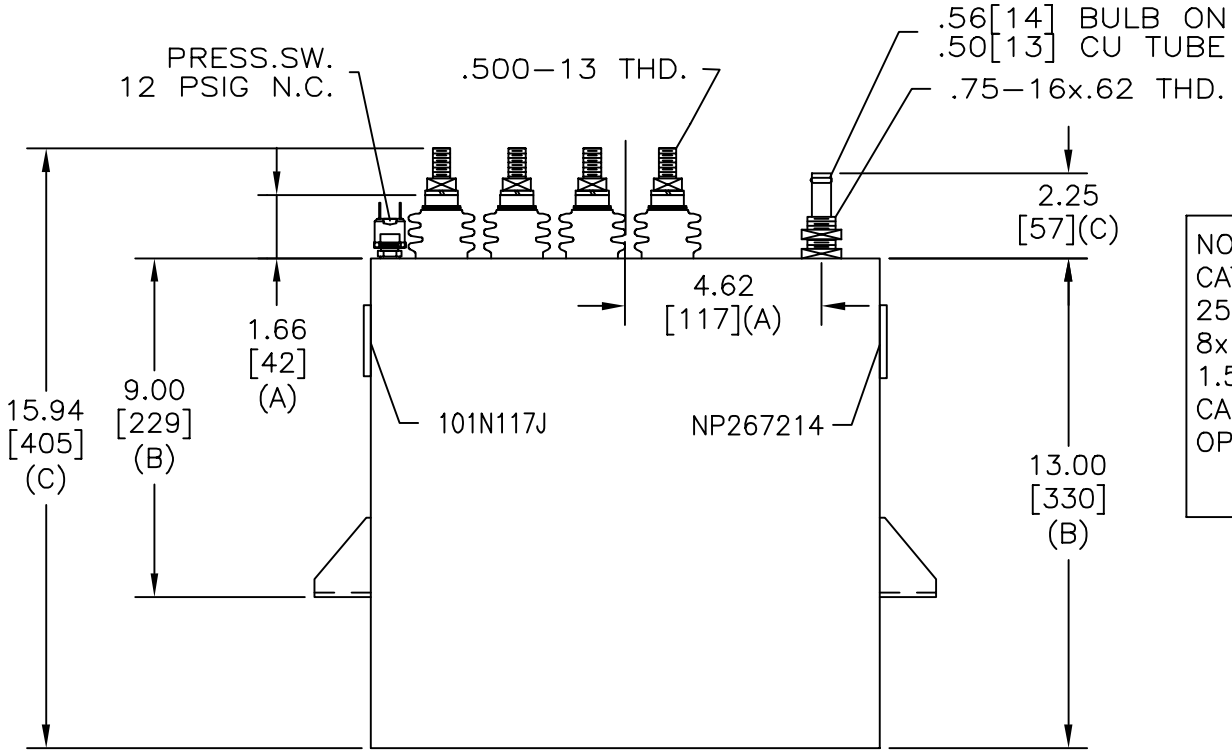
TOL	+/-
A	.06
B	.12
C	.18
D	.50
E	.04



TERM	uF	kVAR
1	16.58	312.5
2	16.58	312.5
3	16.58	312.5
4	16.58	312.5
5	16.58	312.5
6	16.58	312.5
7	16.58	312.5
8	16.58	312.5



SCHEMATIC DIAGRAM - 801



NO INTERNAL DISCH RESISTORS
 CAT. 19L0192WH4 SN
 2500KVAR 1000V 3000HZ 1PH
 8x16.58 UF/TAP
 1.50 GAL. COMBUSTIBLE LIQUID
 CAUTION! BEFORE INSTALLING OR
 OPERATING READ GEH-2733

NP267214

* UP TO +.50 [13]
 CASE BULGE

MAX. TERMINAL
 TIGHTENING TORQUE
 15 FT-LBS

NP267192A

INDUSTRIAL SYSTEMS FORT EDWARD, N.Y., U.S.A.	SIZE A
	SCALE
DRAWN E. McGinn	DATE JUNE 10, 1997
ISSUED	DATE 6/11/97

<h1>OUTLINE</h1> <h2>19L0192WH4</h2>	
SHEET 2	CONT ON -

DISTR. TO