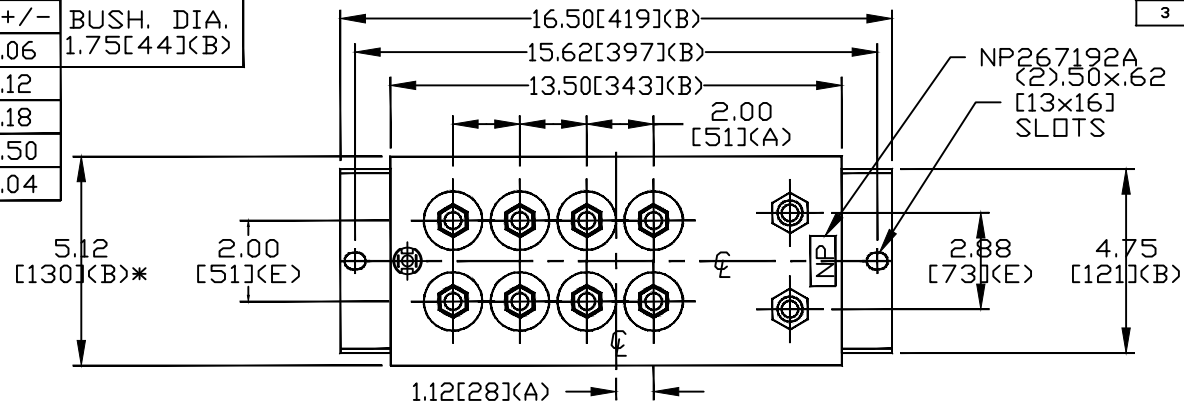
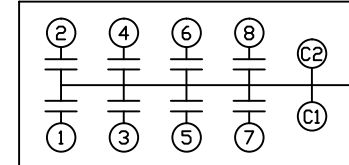


SIZE A	DWG NO 19L0205WH4	SHT 2	REV 3
REV 3	DESCRIPTION CHANGE TERM SPACING	DATE 3/29/2012	APPROVED DMR

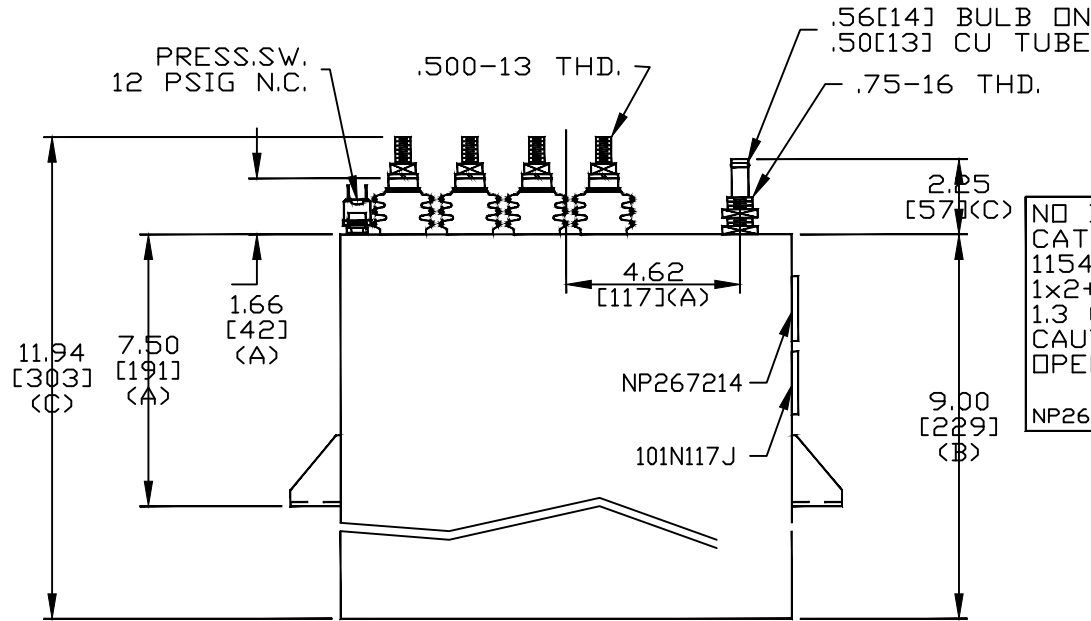
TOL	+/-	BUSH. DIA.
A	.06	1.75[44](B)
B	.12	
C	.18	
D	.50	
E	.04	



TERM	uF	KVAR
1	2	24.25
2	4	49.09
3	8	98.17
4	16	196.35
5	16	196.35
6	16	196.35
7	16	196.35
8	16	196.35



SCHEMATIC DIAGRAM - 801



NO INTERNAL DISCH RESISTORS
 CAT. 19L0205WH4 SN
 1154KVAR 625V 5000HZ 1PH
 1x2+1x4+1x8+5x16 uF/TAP
 1.3 GALS. COMBUSTIBLE LIQUID
 CAUTION! BEFORE INSTALLING OR
 OPERATING READ GEH-2733
 NP267214

* UP TO +.50[13]
 CASE BULGE

MAX. TERMINAL
 TIGHTENING TORQUE
 15 FT-LBS
 NP267192A

GE ENERGY FORT EDWARD, N.Y., U.S.A.		SIZE A
DRAWN DMR	DATE 11/4/1996	SCALE
ISSUED	DATE 11/4/1996	

OUTLINE 19L0205WH4

SHEET 2 CONT ON 3

DISTR. TO