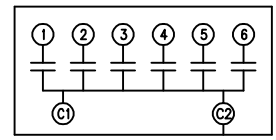
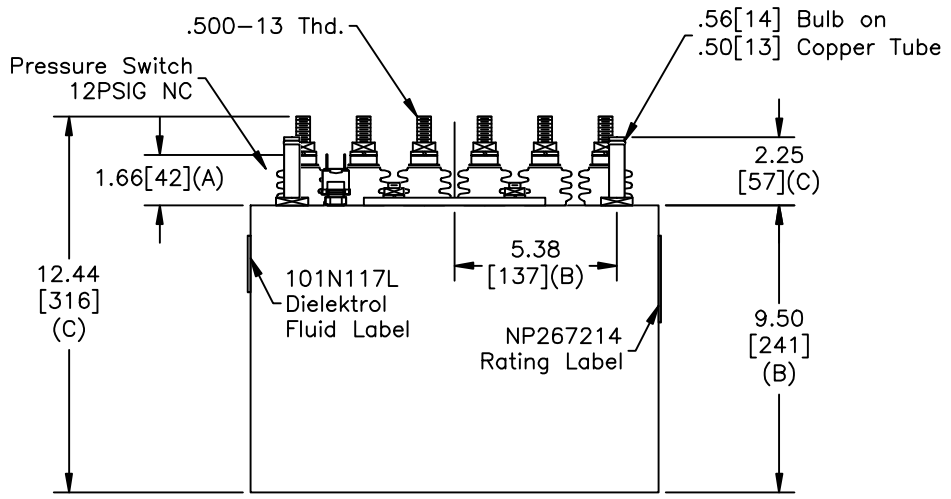
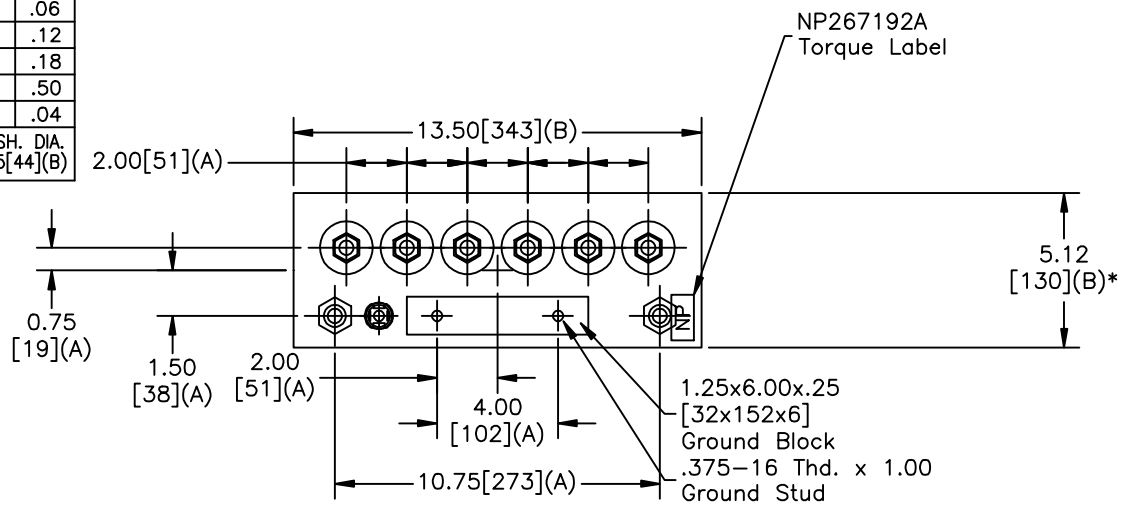


SIZE A	DWG NO 19L0212WH2	SHT 2	REV 3
REV 3	DESCRIPTION Redraw	DATE 2/16/2010	APPROVED BTR

TOL	+/-
A	.06
B	.12
C	.18
D	.50
E	.04
BUSH. DIA.	1.75[44](B)

TERM	uF	kVAR
1	0.597	60
2	1.194	120
3	2.387	240
4	2.387	240
5	2.387	240
6	2.387	240



SCHEMATIC DIAGRAM - 601

CAPACITOR
NO INTERNAL DISCHARGE RESISTORS

CAT. 19L0212WH2 SN
1140KVAR 800V 25000HZ 1PH
0.597+1.194+4x2.387UF/TAP
1.3 GAL. COMBUSTIBLE LIQUID
CAUTION! BEFORE INSTALLING OR
OPERATING READ GEH-2733

MADE IN USA NP267214

* UP TO +.50[13] CASE BULGE

MAX. TERMINAL
TIGHTENING TORQUE
15 FT-LBS.

NP267192A

	GE ENERGY FORT EDWARD, N.Y., U.S.A.		SIZE A	Est Weight 40 lbs.	<h1 style="margin: 0;">OUTLINE</h1> <h2 style="margin: 0;">19L0212WH2</h2>
	DRAWN Bross	DATE 1/23/1997	SCALE		
ISSUED	DATE 1/30/1997	WC9	SHEET 2 CONT ON		

DISTR. TO