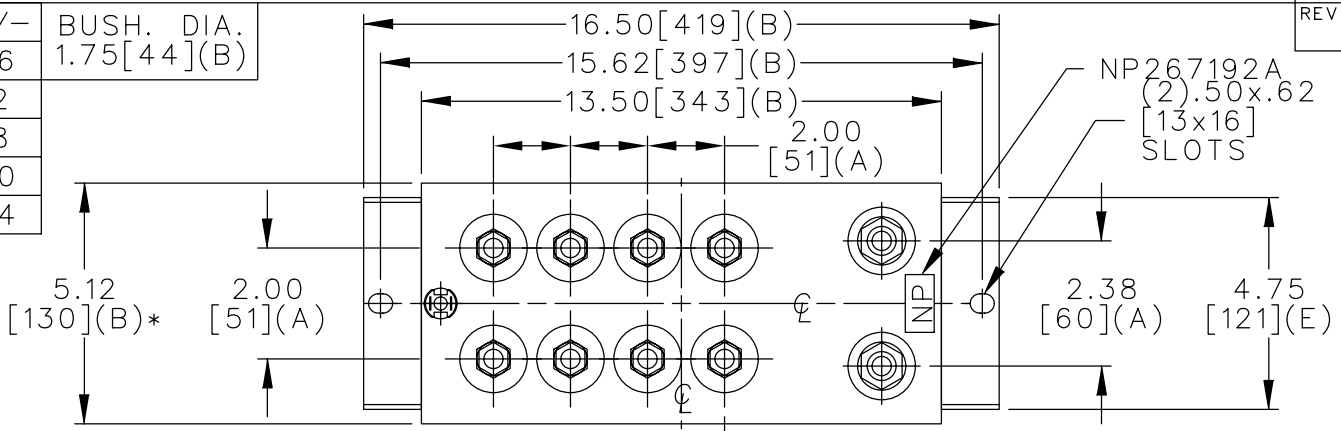
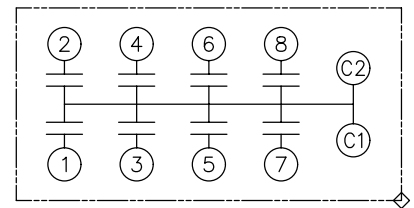


TOL	+/-	BUSH. DIA.
A	.06	1.75[44](B)
B	.12	
C	.18	
D	.50	
E	.04	

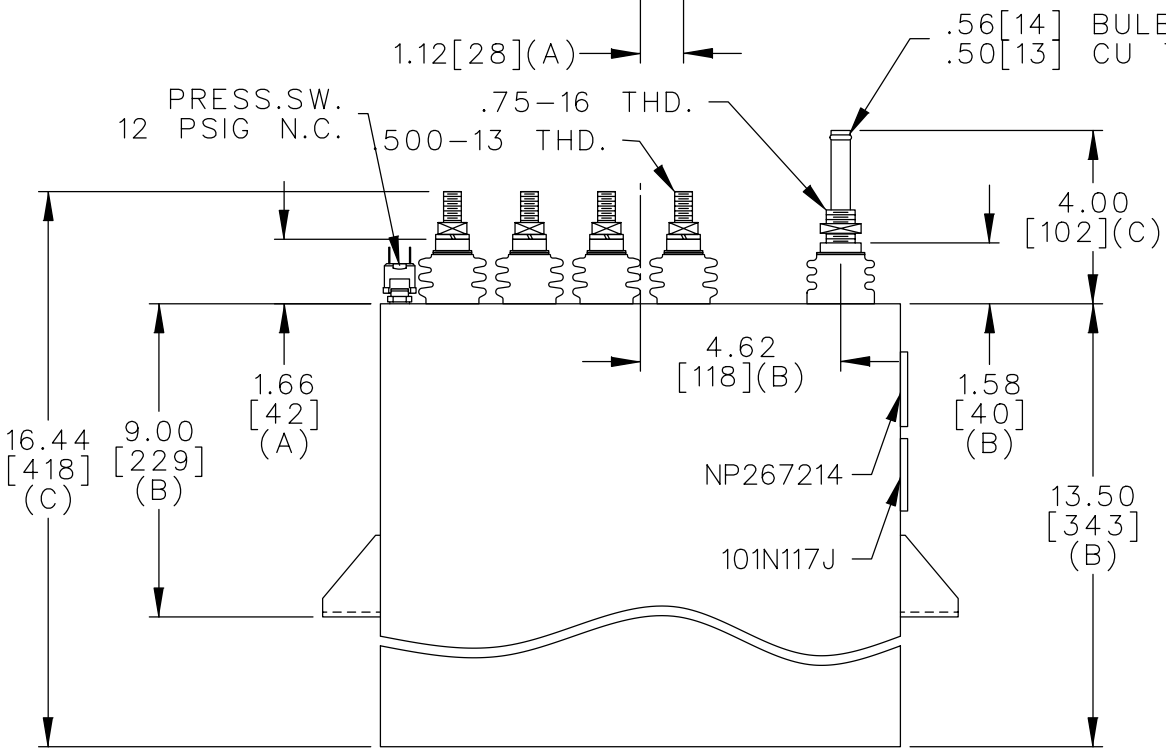


TERM	uF	kVAR
1	12.7	375
2	12.7	375
3	12.7	375
4	12.7	375
5	12.7	375
6	12.7	375
7	12.7	375
8	12.7	375



SCHMATIC DIAGRAM - 800

NO INTERNAL DISCH RESISTORS
 CAT. 19L0297WH4 SN
 3000KVAR 1250V 3000HZ 1PH
 8x12.7 UF/TAP
 2.01 GALS. COMBUSTIBLE LIQUID
 CAUTION! BEFORE INSTALLING OR
 OPERATING READ GEH-2733
 NP267214



* UP TO +.50[13]
 CASE BULGE

MAX. TERMINAL
 TIGHTENING TORQUE
 15 FT-LBS

NP267192A

	CAPACITOR & POWER PROTECTION FORT EDWARD, N.Y., U.S.A.		SIZE A	OUTLINE 19L0297WH4	SHEET 2 CONT. ON -
	DRAWN E.McGINN	NOV. 20, 1996	SCALE		
ISSUED				DISTR TO	