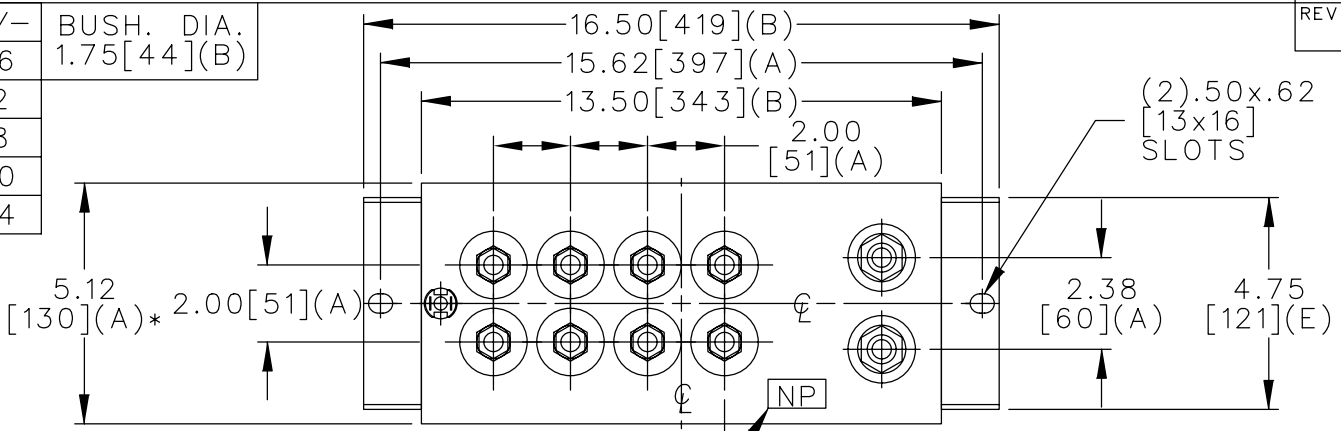
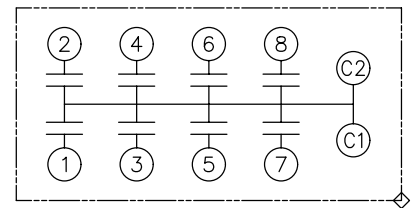


| | | |
|-----|-----|-------------|
| TOL | +/- | BUSH. DIA. |
| A | .06 | 1.75[44](B) |
| B | .12 | |
| C | .18 | |
| D | .50 | |
| E | .04 | |



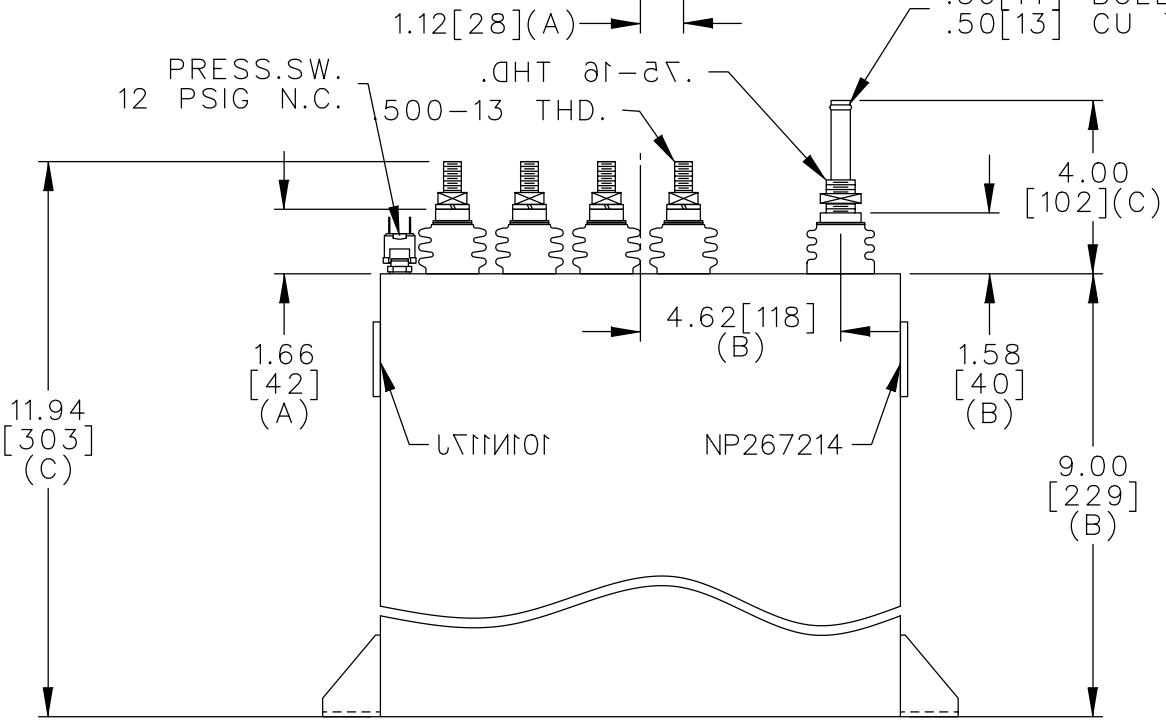
| TERM | uF | kVAR |
|------|------|------|
| 1 | 9.55 | 375 |
| 2 | 9.55 | 375 |
| 3 | 9.55 | 375 |
| 4 | 9.55 | 375 |
| 5 | 9.55 | 375 |
| 6 | 9.55 | 375 |
| 7 | 9.55 | 375 |
| 8 | 9.55 | 375 |



PRESS.SW.
12 PSIG N.C.

.DHT 81-27.
500-13 THD.

NP267192A .56[14] BULB ON
.50[13] CU TUBE



NO INTERNAL DISCH RESISTORS
CAT. 19L0299WH4 SN
3000 KVAR 1250 V 4000 HZ 1 PH
8 x 9.55 uF/TAP
1.3 GALS COMBUSTIBLE LIQUID
CAUTION! BEFORE INSTALLING
OR OPERATING READ GEH-2733
NP267214

* UP TO +.50[13]
CASE BULGE

MAX. TERMINAL
TIGHTENING TORQUE
15 FT-LBS

NP267192A

| | | | |
|---|-------------------------------------|-----------------|-------------------------------|
| <p>CAPACITOR & POWER PROTECTION FORT EDWARD, N.Y., U.S.A.</p> | SIZE | <p>A</p> | <p>OUTLINE 19L0299WH4</p> |
| | <p>DRAWN E.McGINN JUNE 16, 1997</p> | | |
| <p>ISSUED</p> | SHEET 2 CONT. ON - | | DISTR TO |