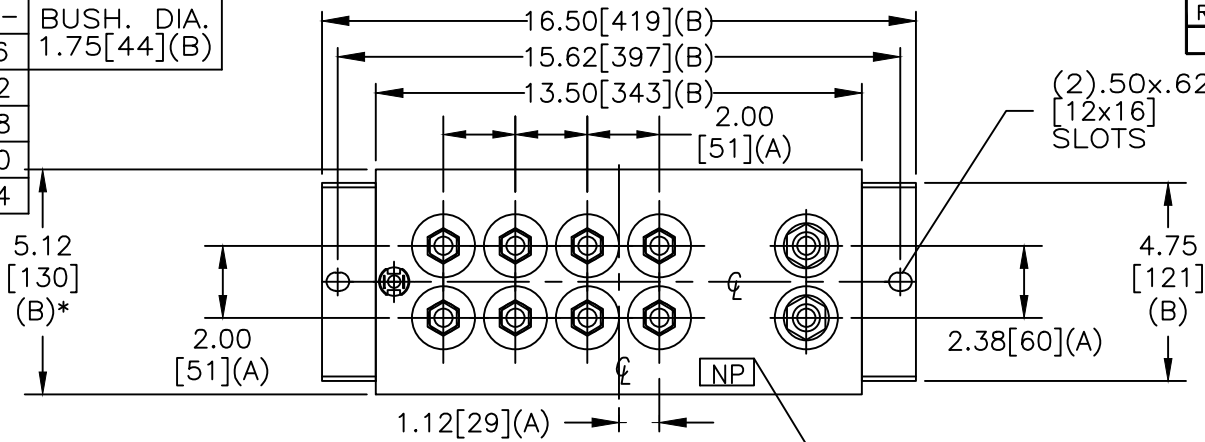
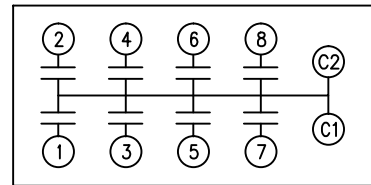


SIZE A	DWG NO 19L0345WH4	SHT 2	REV 2
REV 2	DESCRIPTION CHG FLUID LABEL	DATE	APPROVED JBC

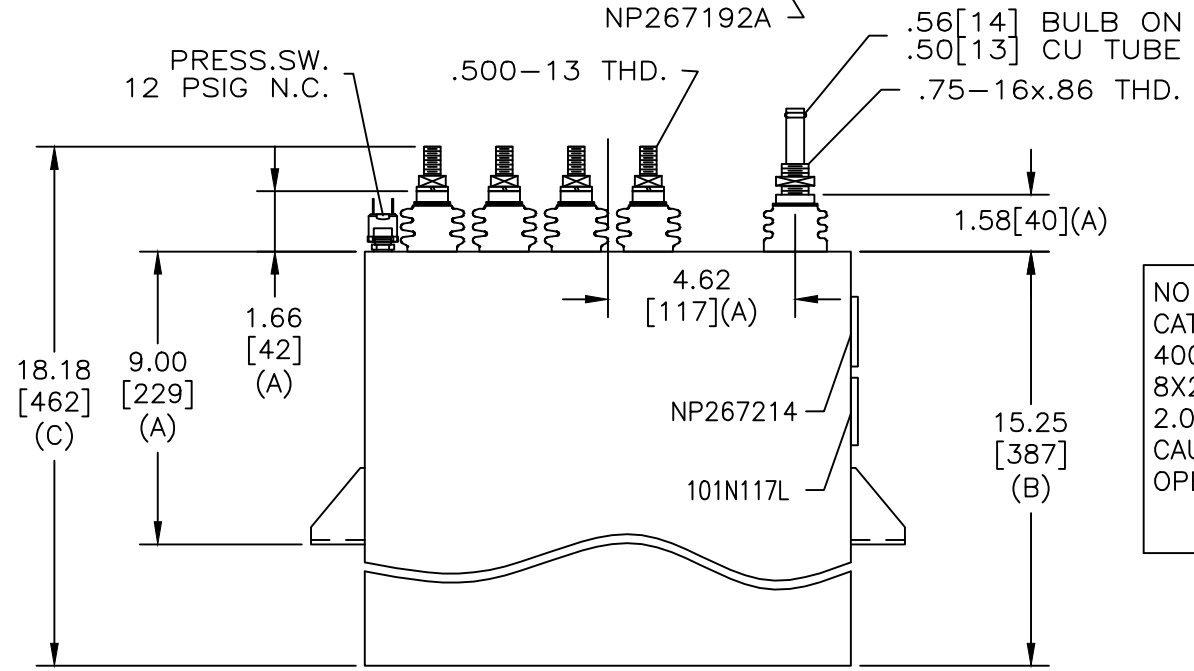
TOL	+/-	BUSH. DIA.
A	.06	1.75[44](B)
B	.12	
C	.18	
D	.50	
E	.04	



TERM	uF	kVAR
1	2.76	500
2	2.76	500
3	2.76	500
4	2.76	500
5	2.76	500
6	2.76	500
7	2.76	500
8	2.76	500



SCHEMATIC DIAGRAM - 800



NO INTERNAL DISCH RESISTORS
 CAT. 19L0345WH4 SN
 4000KVAR 2400V 5000HZ 1PH
 8X2.76UF/TAP
 2.01 GAL. COMBUSTIBLE LIQUID
 CAUTION! BEFORE INSTALLING OR
 OPERATING READ GEH-2733
 NP267214

* UP TO +.50
CASE BULGE

MAX. TERMINAL
TIGHTENING TORQUE
15 FT-LBS
NP267192A

GE ENERGY FORT EDWARD, N.Y., U.S.A.	SIZE A	OUTLINE 19L0345WH4
	DRAWN E. McGINN DATE 11/26/1996	
ISSUED DATE 12/4/1996	SCALE	SHEET 2 CONT ON -

DISTR. TO