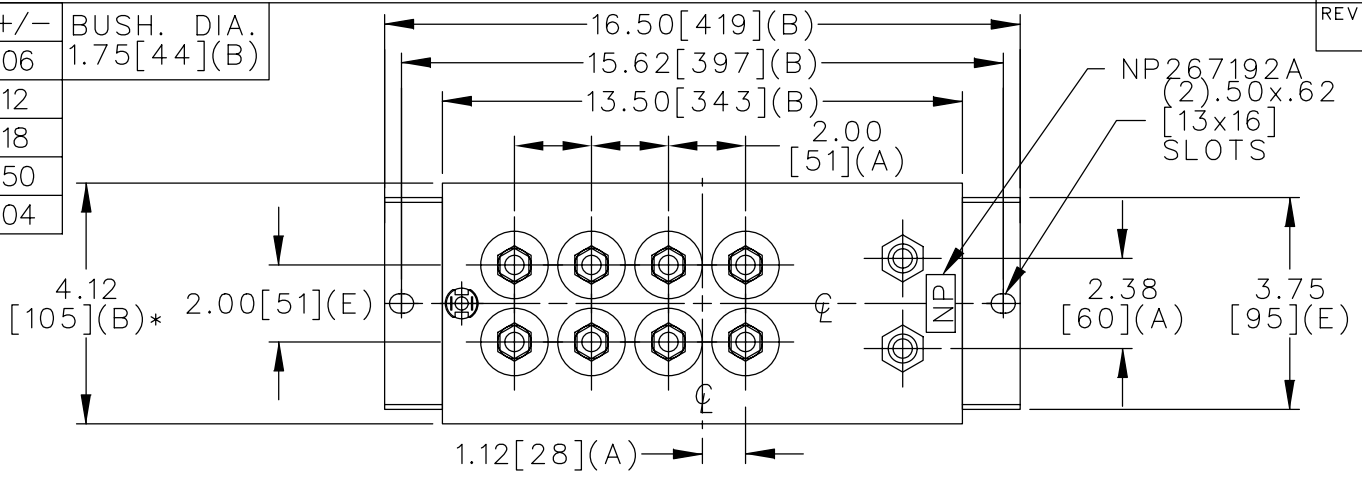
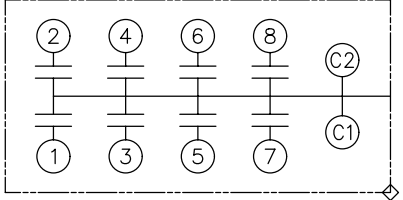


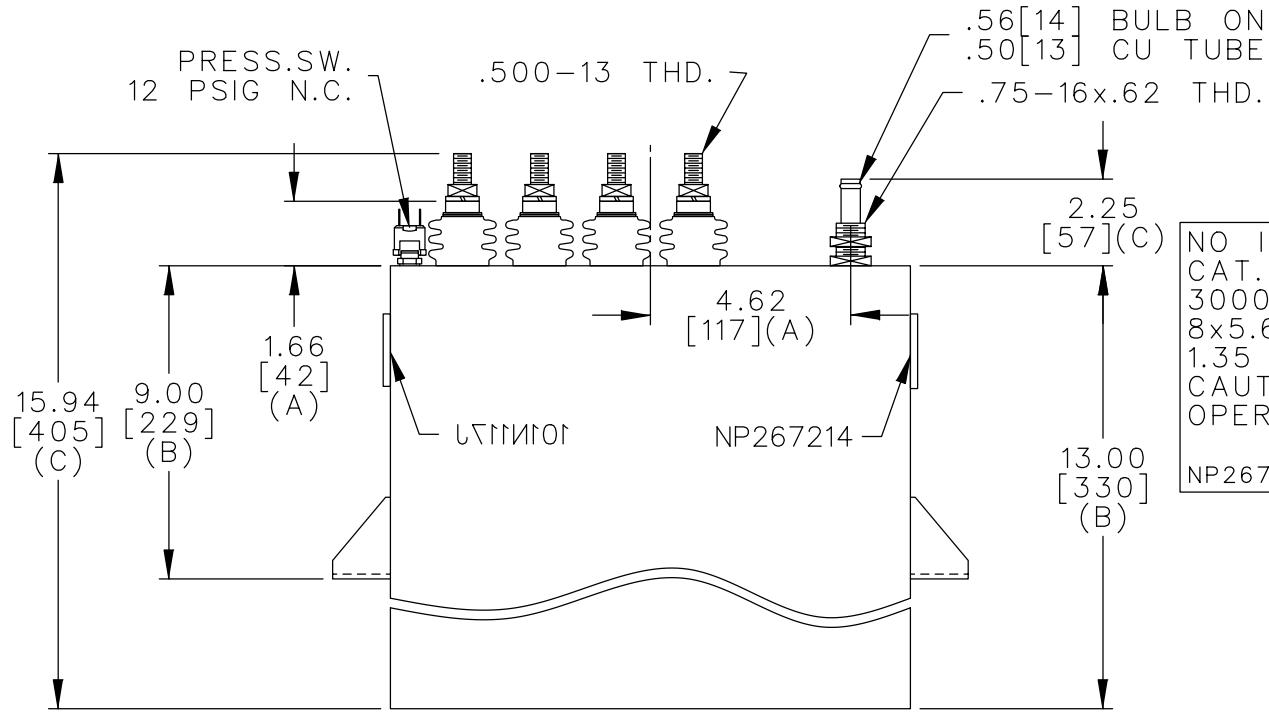
TOL	+/-	BUSH. DIA.
A	.06	1.75[44](B)
B	.12	
C	.18	
D	.50	
E	.04	



TERM	uF	kVAR
1	5.66	375
2	5.66	375
3	5.66	375
4	5.66	375
5	5.66	375
6	5.66	375
7	5.66	375
8	5.66	375



SCHEMATIC DIAGRAM - 801



NO INTERNAL DISCH RESISTORS
 CAT. 19L0369WH4 SN
 3000KVAR 1875V 3000HZ 1PH
 8x5.66 UF/TAP
 1.35 GALS. COMBUSTIBLE LIQUID
 CAUTION! BEFORE INSTALLING OR
 OPERATING READ GEH-2733
 NP267214

* UP TO +.50[13]
 CASE BULGE

MAX. TERMINAL
 TIGHTENING TORQUE
 15 FT-LBS

NP267192A

	CAPACITOR & POWER PROTECTION FORT EDWARD, N.Y., U.S.A.		SIZE A	OUTLINE 19L0369WH4	SHEET 2 CONT. ON -
	DRAWN E.McGINN	DEC. 11, 2001	SCALE		
ISSUED					

DISTR TO