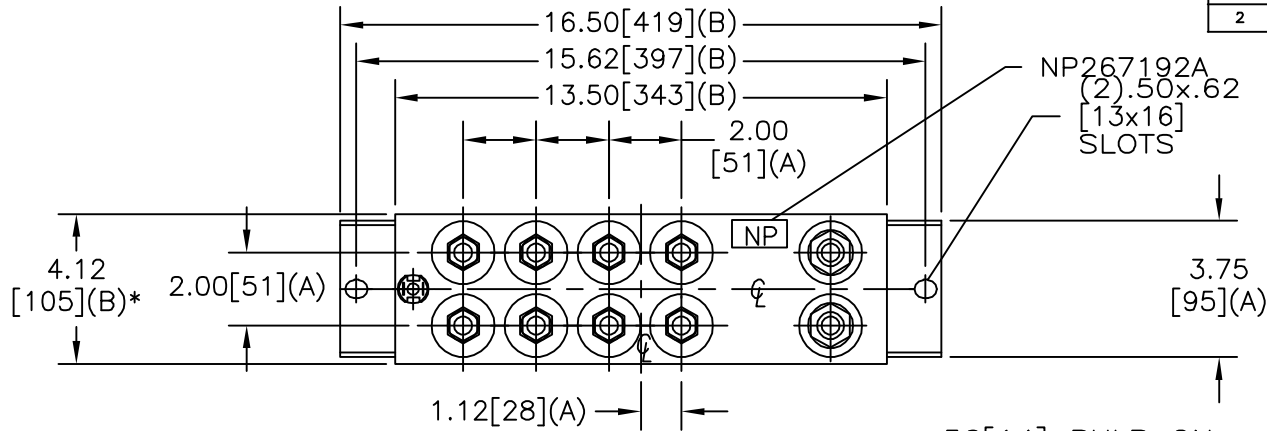
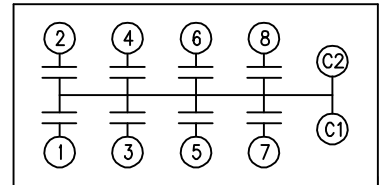


SIZE A	DWG NO 19L0372WH4	SHT 2	REV 2
REV 2	DESCRIPTION RETRACE	DATE 11/12/03	APPROVED BTR

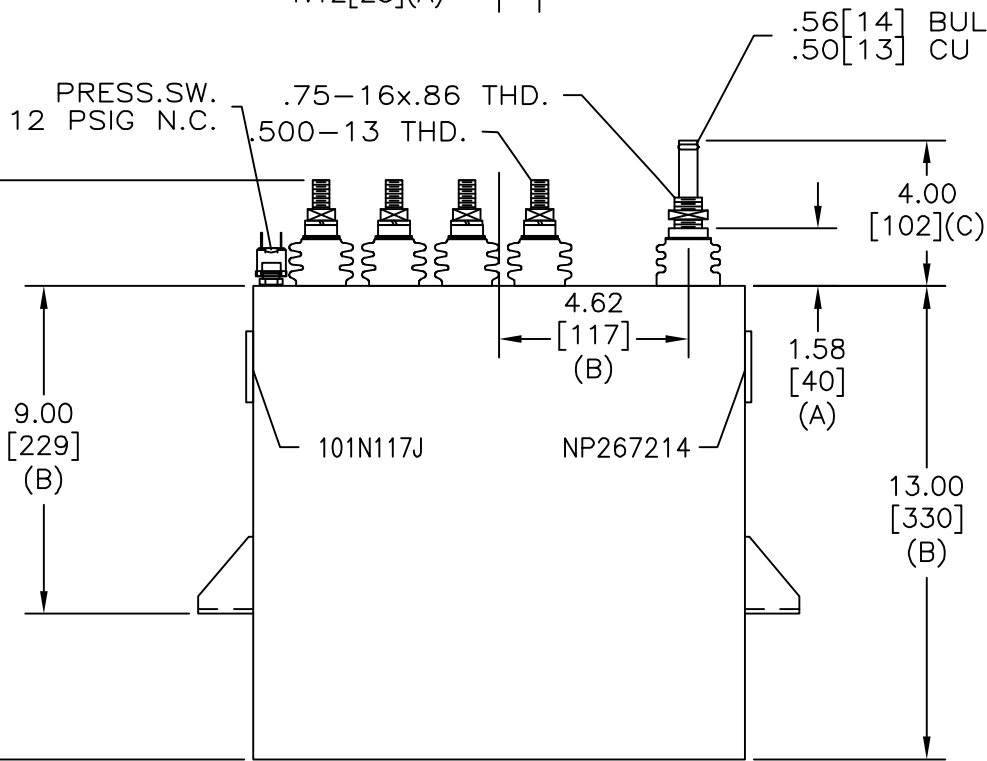


TERM	uF	kVAR
1	6.37	375
2	6.37	375
3	6.37	375
4	6.37	375
5	6.37	375
6	6.37	375
7	6.37	375
8	6.37	375



SCHMATIC DIAGRAM - 800

NO INTERNAL DISCH RESISTORS  
 CAT. 19L0372WH4 SN  
 3000KVAR 1250V 6000HZ 1PH  
 8x6.37 UF/TAP  
 1.50 GAL. COMBUSTIBLE LIQUID  
 CAUTION! BEFORE INSTALLING OR  
 OPERATING READ GEH-2733  
 NP267214



\* UP TO +.50 [13] CASE BULGE

MAX. TERMINAL TIGHTENING TORQUE 15 FT-LBS

NP267192A

<b>INDUSTRIAL SYSTEMS</b> FORT EDWARD, N.Y., U.S.A.	SIZE A	<h1>OUTLINE</h1> <h2>19L0372WH4</h2>
	DRAWN E. McGinn DATE JAN 24, 1997	
ISSUED DATE 1/30/97	SCALE	

DISTR. TO