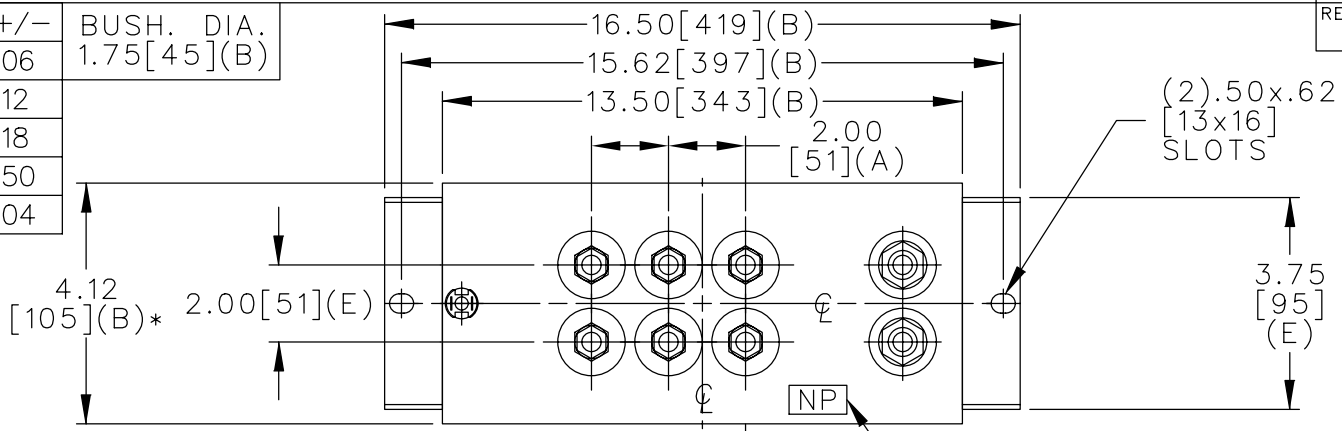
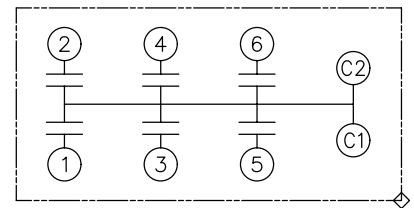


TOL	+/-	BUSH. DIA.
A	.06	1.75[45](B)
B	.12	
C	.18	
D	.50	
E	.04	



TERM	uF	kVAR
1	5.89	250
2	5.89	250
3	5.89	250
4	5.89	250
5	5.89	250
6	5.89	250

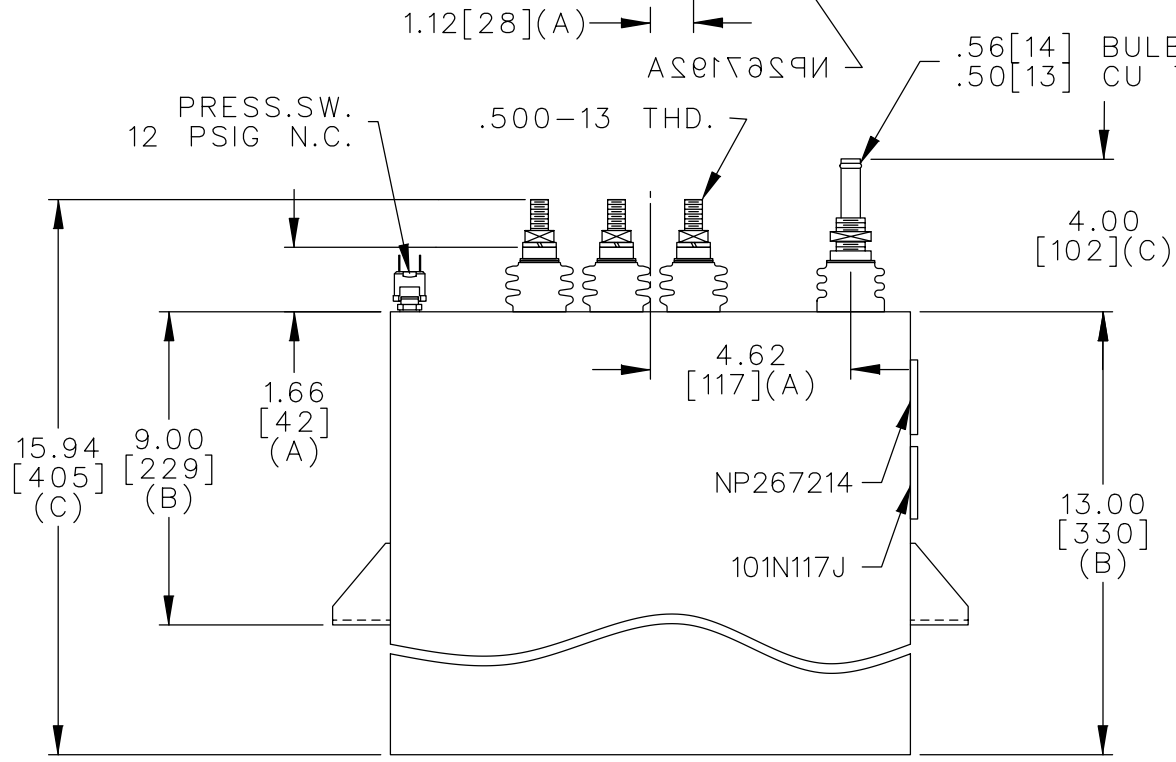


SCHEMATIC DIAGRAM - 615

PRESS.SW.
12 PSIG N.C.

.500-13 THD.

.56[14] BULB ON
.50[13] CU TUBE



NO INTERNAL DISCH RESISTORS
CAT. 19L0382WH4 SN
1500KVAR 2000V 3000HZ 1PH
6x5.89uF
1.5 GALS COMBUSTIBLE LIQUID
CAUTION! BEFORE INSTALLING
OR OPERATING READ GEH-2733
NP267214

* UP TO +.50[13]
CASE BULGE

MAX. TERMINAL
TIGHTENING TORQUE
15 FT-LBS

NP267192A

	CAPACITOR & POWER PROTECTION FORT EDWARD, N.Y., U.S.A.		SIZE A	OUTLINE 19L0382WH4	
	DRAWN E.McGINN	JULY 18, 2000	SCALE		
ISSUED			SHEET 2	CONT. ON -	DISTR TO