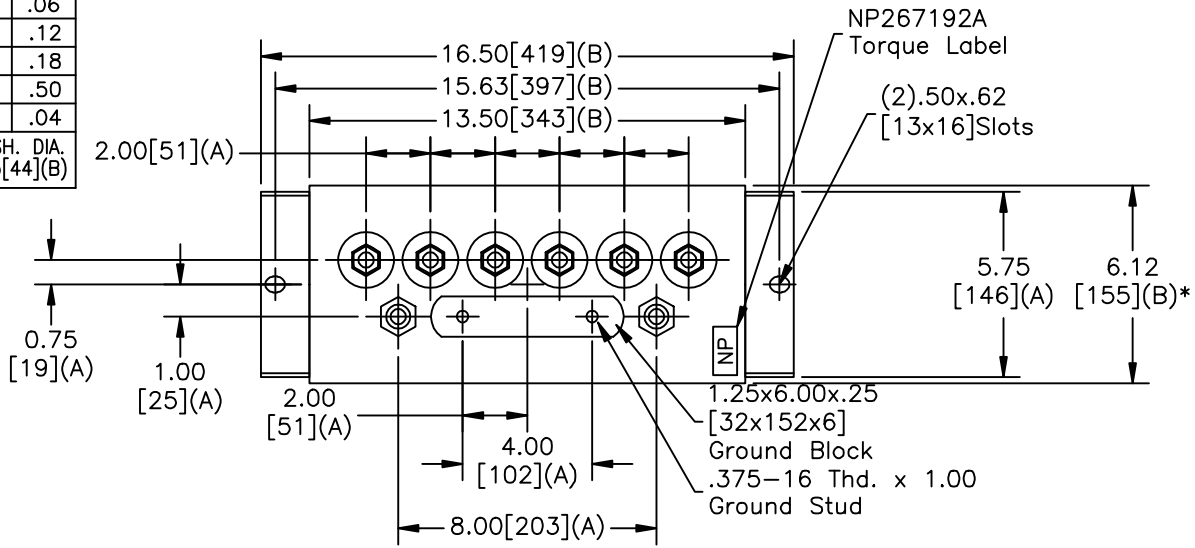
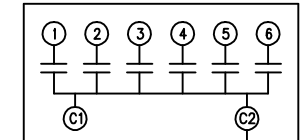
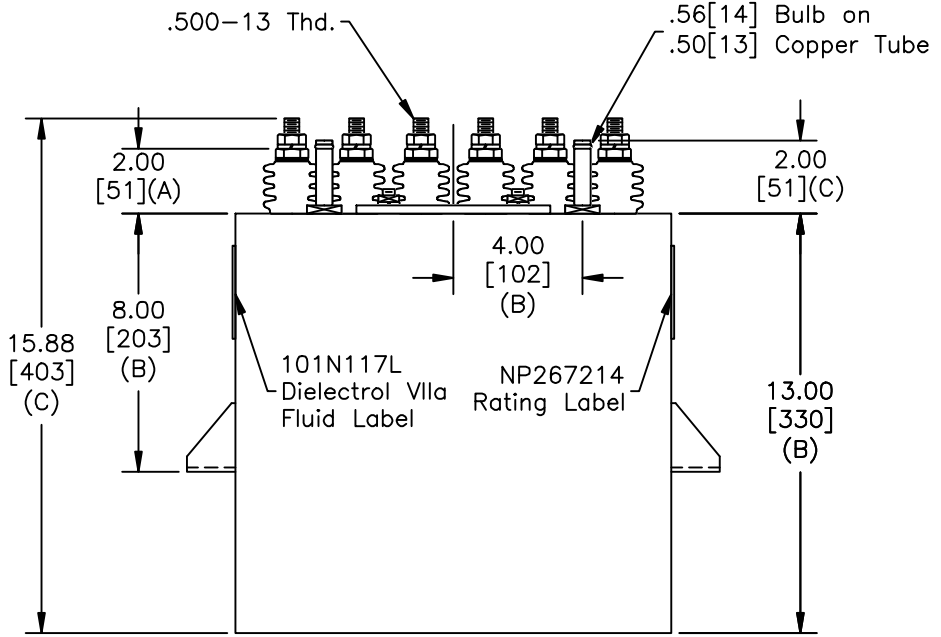


SIZE A	DWG NO 19L0446WH3	SHT 2	REV 1
REV 1	DESCRIPTION BUSH WAS 3FLUTE	DATE 3/26/2009	APPROVED BTR

TOL	+/-
A	.06
B	.12
C	.18
D	.50
E	.04
BUSH. DIA.	1.75[44](B)



TERM	uF	kVAR
1	13.26	167
2	13.26	167
3	13.26	167
4	13.26	167
5	13.26	167
6	13.26	167



SCHEMATIC DIAGRAM - 601

NO INTERNAL DISCH RESISTORS  
CAT. 19L0446WH3 SN  
1000KVAR 2000V 500HZ 1PH  
6x13.26UF/TAP  
2.3 GAL. COMBUSTIBLE LIQUID  
CAUTION! BEFORE INSTALLING OR  
OPERATING READ GEH-2733  
MADE IN USA NP267214

\* UP TO +.50[13] CASE BULGE

MAX. TERMINAL TIGHTENING TORQUE 15 FT-LBS.

NP267192A

<b>GE ENERGY</b> FORT EDWARD, N.Y., U.S.A.	SIZE A	<h1>OUTLINE</h1> <h2>19L0446WH3</h2>		DISTR. TO
	DRAWN B.Ross ISSUED			