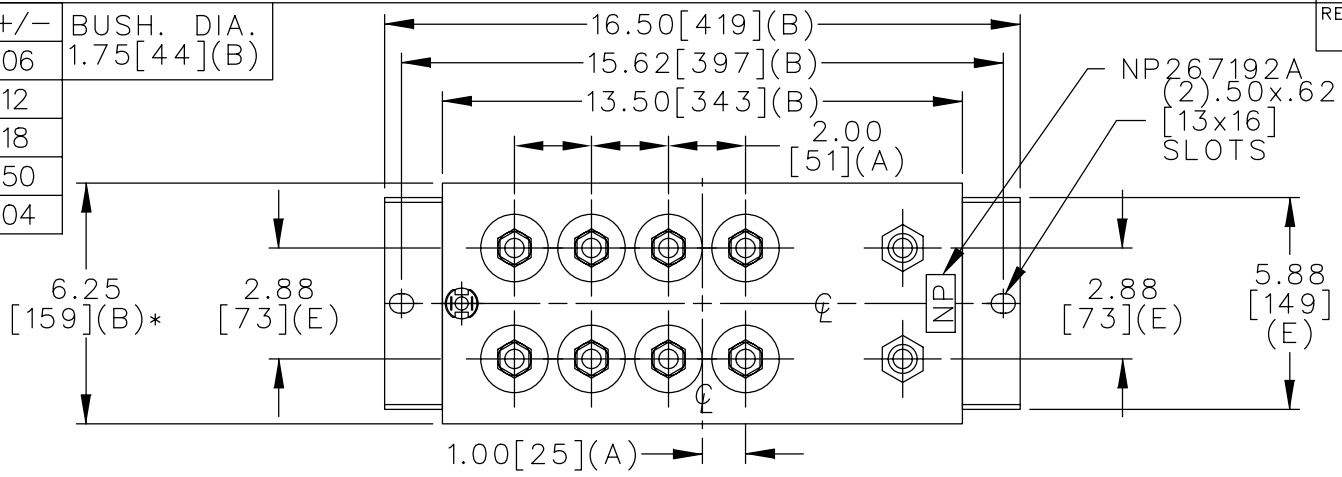
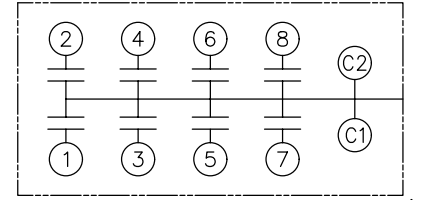


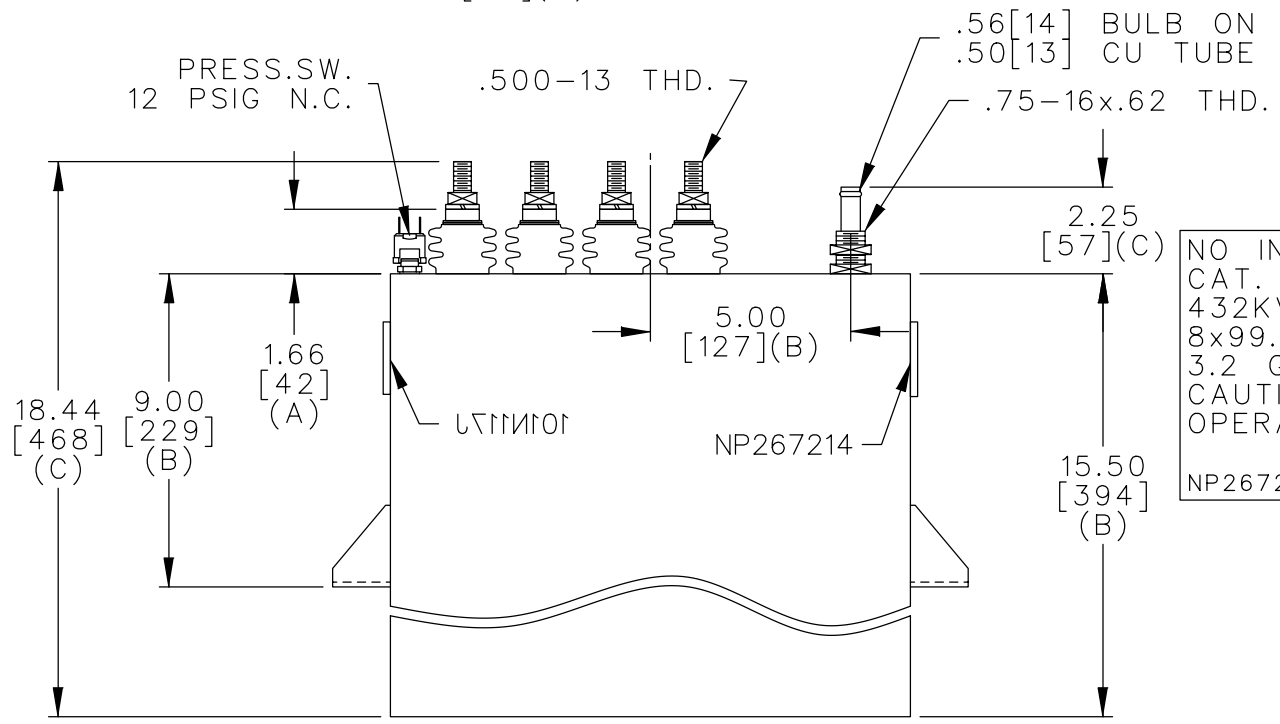
TOL	+/-	BUSH. DIA.
A	.06	1.75[44](B)
B	.12	
C	.18	
D	.50	
E	.04	



TERM	uF	kVAR
1	99.47	54
2	99.47	54
3	99.47	54
4	99.47	54
5	99.47	54
6	99.47	54
7	99.47	54
8	99.47	54



SCHMATIC DIAGRAM - 801



NO INTERNAL DISCH RESISTORS  
 CAT. 19L0536WH4 SN  
 432KVAR 240V 1500HZ 1PH  
 8x99.47 UF/TAP  
 3.2 GALS. COMBUSTIBLE LIQUID  
 CAUTION! BEFORE INSTALLING OR  
 OPERATING READ GEH-2733  
 NP267214

\* UP TO +.50[13]  
 CASE BULGE

MAX. TERMINAL  
 TIGHTENING TORQUE  
 15 FT-LBS

NP267192A

	CAPACITOR & POWER PROTECTION FORT EDWARD, N.Y., U.S.A.		SIZE <b>A</b>	OUTLINE 19L0536WH4	
	DRAWN E.McGINN	MAR. 17, 2000	SCALE		
ISSUED			SHEET 2	CONT. 3	DISTR TO