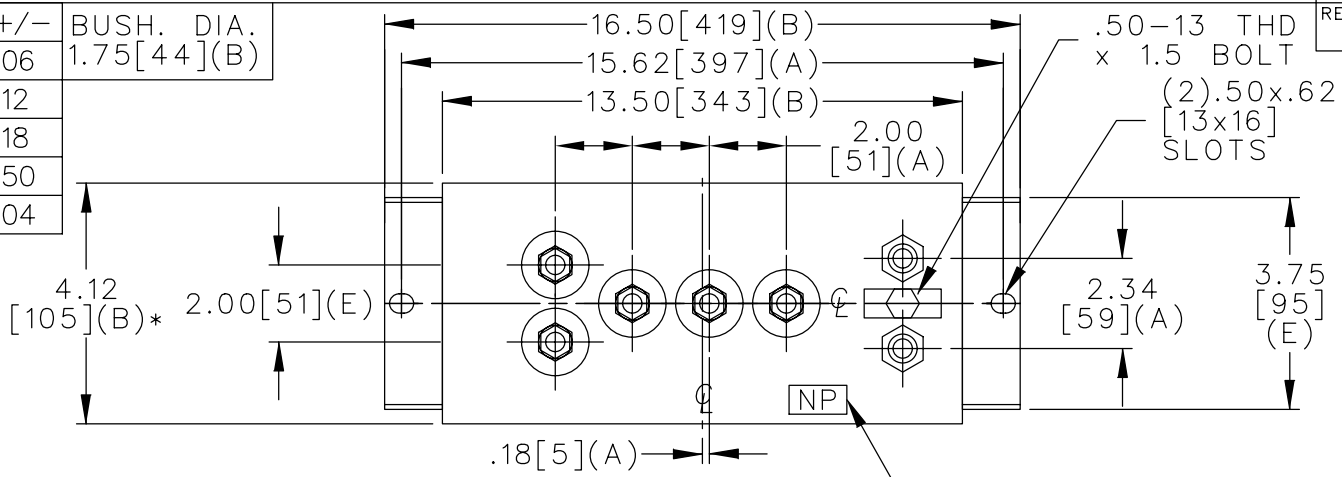
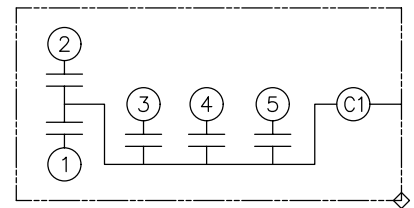


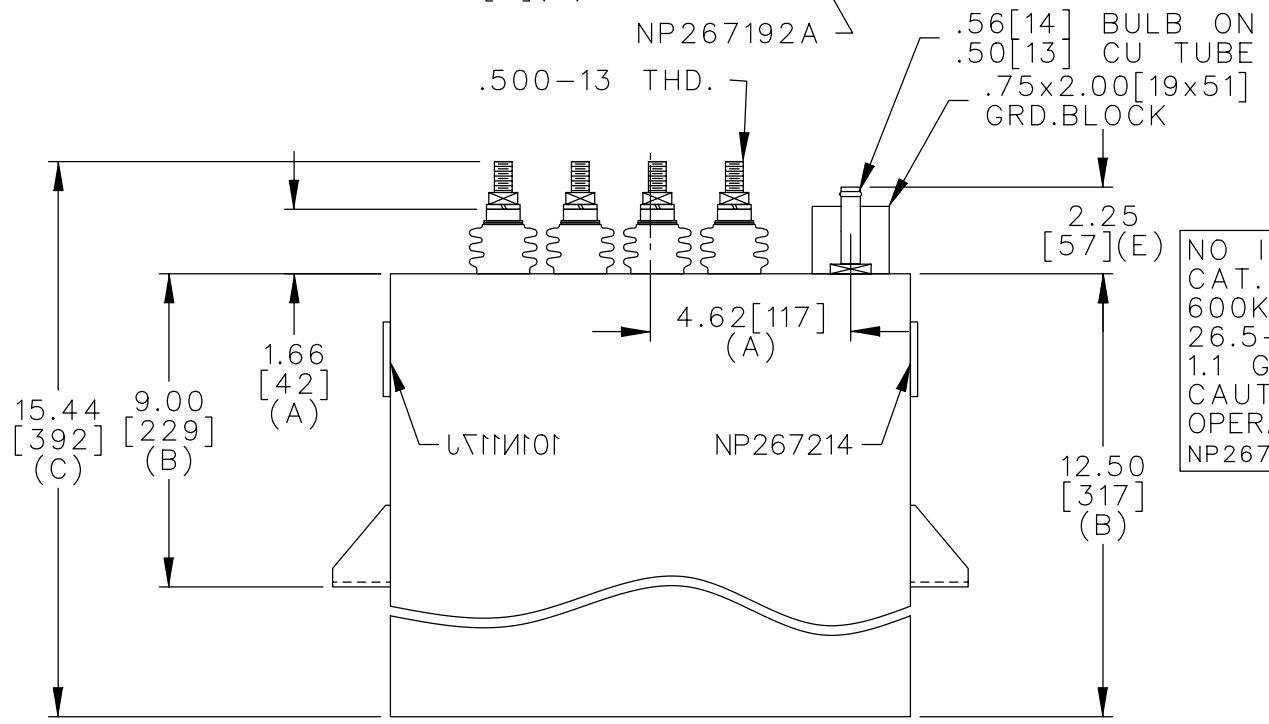
TOL	+/-	BUSH. DIA.
A	.06	1.75[44](B)
B	.12	
C	.18	
D	.50	
E	.04	



TERM	uF	KVAR
1	26.5	80
2	13.3	40
3	53.0	160
4	53.0	160
5	53.0	160



SCHEMATIC DIAGRAM - 521



NO INTERNAL DISCH RESISTORS
 CAT. 19L0568WH3 SN
 600KVAR 400V 3.0KHZ 1PH
 26.5+13.3+3x53 UF/TAP
 1.1 GAL. COMBUSTIBLE LIQUID
 CAUTION! BEFORE INSTALLING OR
 OPERATING READ GEH-2733
 NP267214

* UP TO +.50[13] CASE BULGE

MAX. TERMINAL TIGHTENING TORQUE 15 FT-LBS

NP267192A

	CAPACITOR & POWER PROTECTION FORT EDWARD, N.Y., U.S.A.		SIZE A	OUTLINE 19L0568WH3	
	DRAWN E.McGINN	APR. 11, 2001	SCALE		
ISSUED			SHEET 2	CONT. ON -	DISTR TO