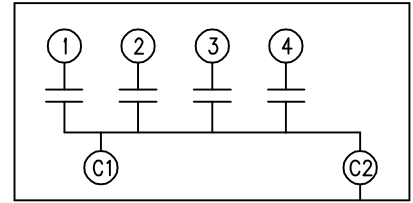
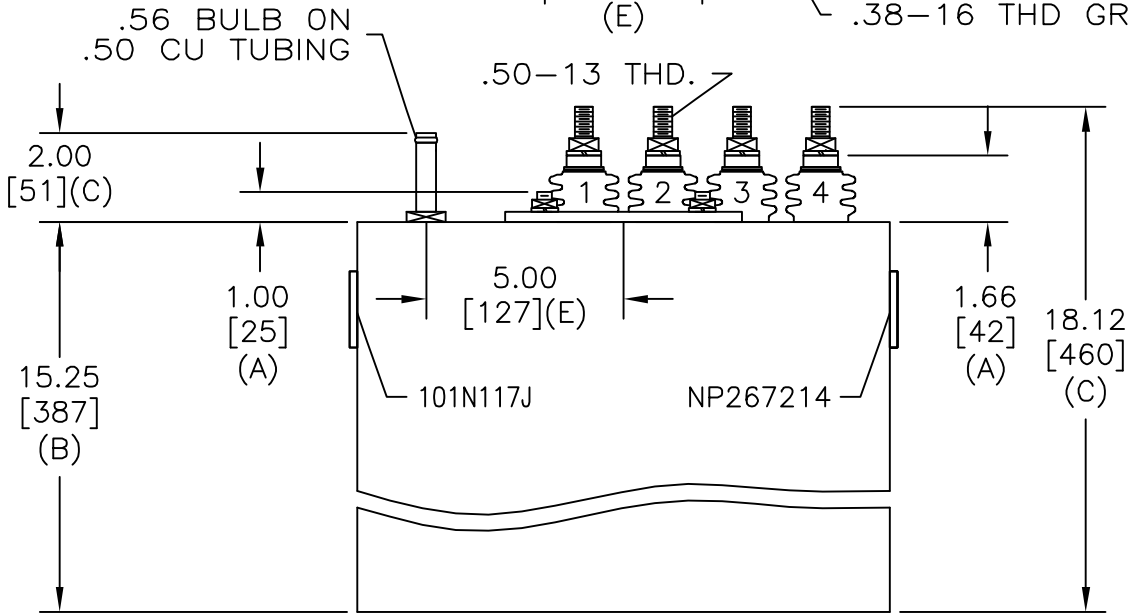
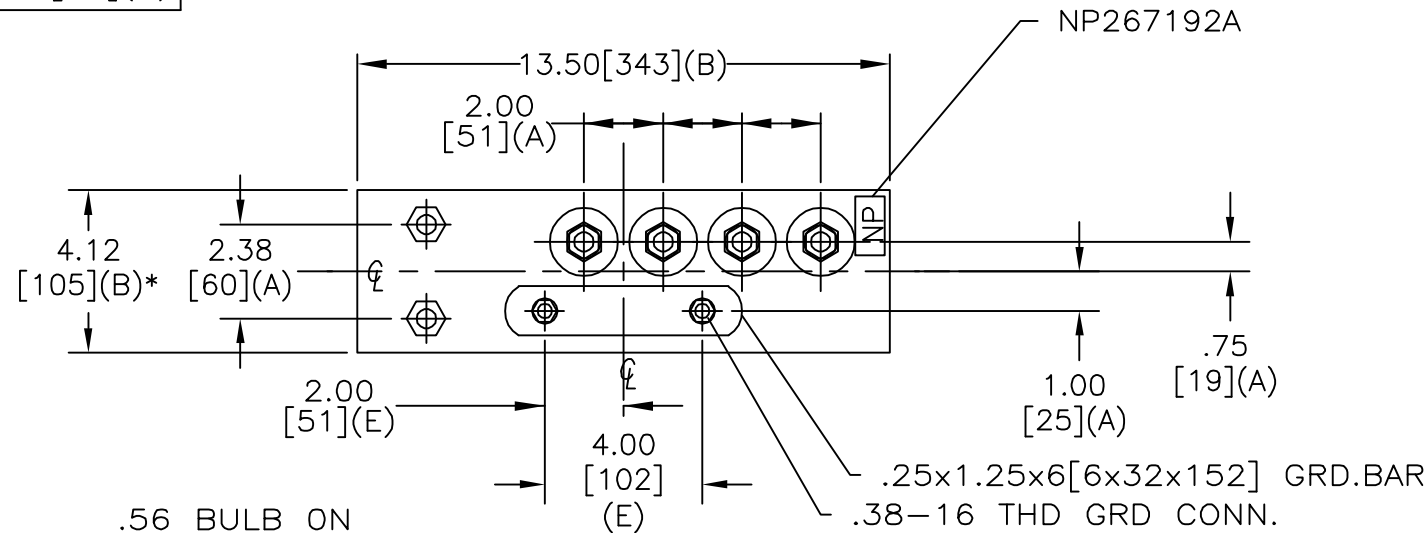


SIZE A	DWG NO 19L0578WH1	SHT 2	REV 2
REV 2	DESCRIPTION ADD 1-2-3-4	DATE 11/03/04	APPROVED BTR

TOL	+/-	BUSH. DIA.
A	.06	1.75[44](B)
B	.12	
C	.18	
D	.50	
E	.04	

TERM	uF
1	10
2	20
3	60
4	110



SCHEMATIC DIAGRAM - 436

NO INTERNAL DISCH RESISTORS
 CAT. 19L0578WH1 SN
 62.5 KVAR 800V 1000HZ 1PH
 10+20+60+100 UF/TAP
 1.4 GAL. COMBUSTIBLE LIQUID
 CAUTION! BEFORE INSTALLING OR
 OPERATING READ GEH-2733

NP267214

* UP TO +.50[13]
 CASE BULGE

MAX. TERMINAL
 TIGHTENING TORQUE
 15 FT-LBS

NP267192A

	INDUSTRIAL SYSTEMS FORT EDWARD, N.Y., U.S.A.	
	DRAWN E. McGinn	DATE DEC 9, 1997
ISSUED	DATE 12/10/97	SCALE

SIZE A
SCALE

OUTLINE 19L0578WH1	
SHEET 2	CONT ON -

DISTR. TO