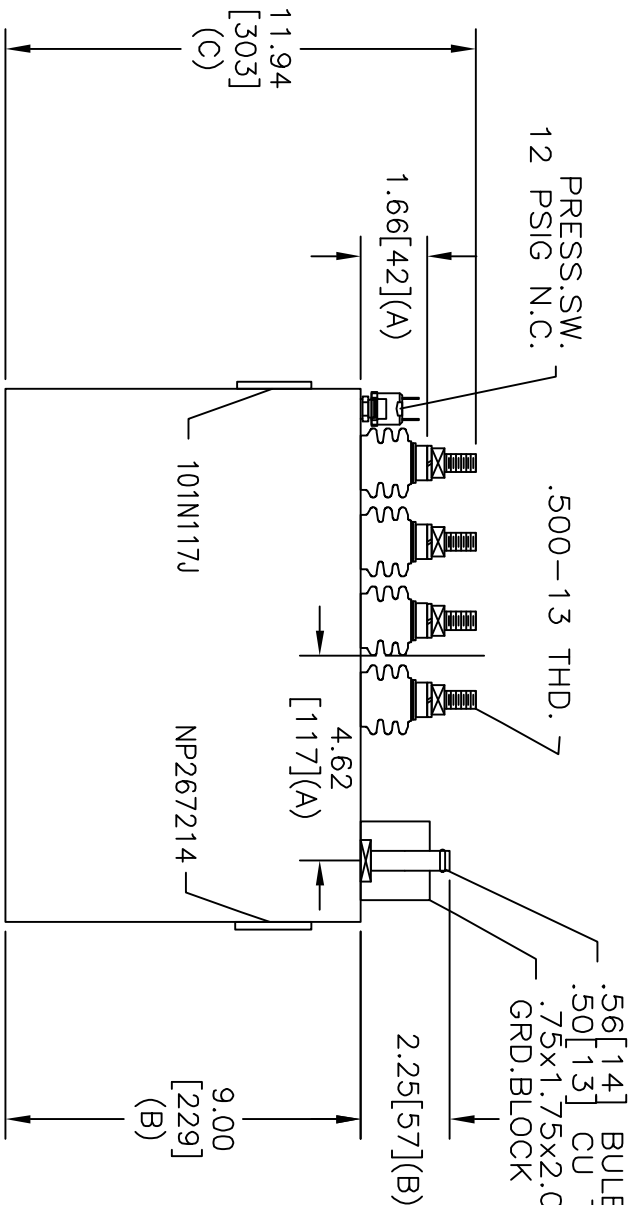
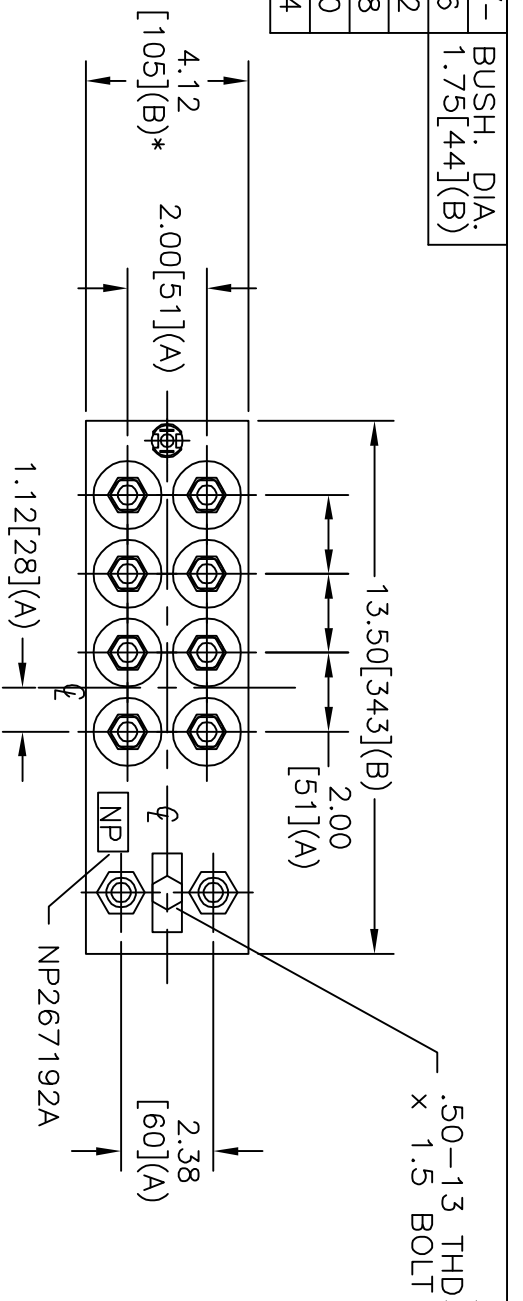
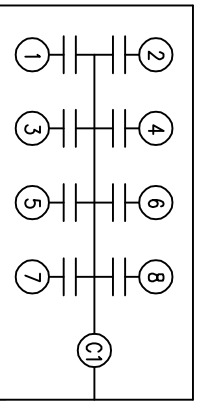


TOL	+/-	BUSH. DIA.
A	.06	1.75[44](B)
B	.12	
C	.18	
D	.50	
E	.04	



SIZE	DWG NO	SHT	REV
A	19L0590WH2	2	2
REV	DESCRIPTION	DATE	APPROVED
2	RE-TRACE	3/30/05	BTR

TERM	UF	KVAR
1		
2		
3		
4		
5		
6		
7		
8		



SCHEMATIC DIAGRAM - 806

WITH INTERNAL DISCH RESISTORS  
 CAT. 19L0590WH2 SN  
 1260KVAR 1250V 9600HZ 1PH  
 4x.69+4x2.65 UF/TAP  
 1.15 GAL. COMBUSTIBLE LIQUID  
 CAUTION! BEFORE INSTALLING OR  
 OPERATING READ GEH2733

NP267214

\* UP TO +.50[13]  
 CASE BULGE

MAX. TERMINAL  
 TIGHTENING TORQUE  
 15 FT-LBS

NP267192A



INDUSTRIAL SYSTEMS  
 FORT EDWARD, N.Y., U.S.A.

DRAWN	E. McGinn	DATE	SEP 9, 1998
ISSUED		DATE	9/9/98

SIZE  
 A

OUTLINE  
 19L0590WH2

SHEET	2	CONT	3
-------	---	------	---