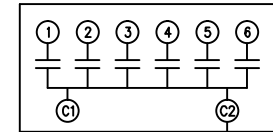
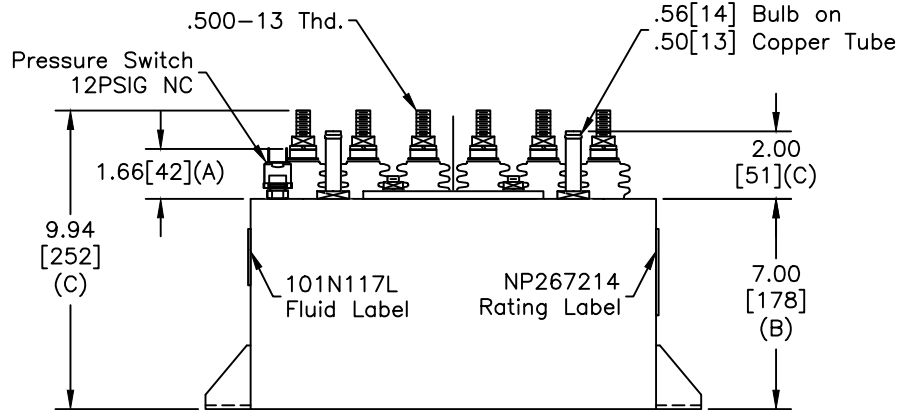
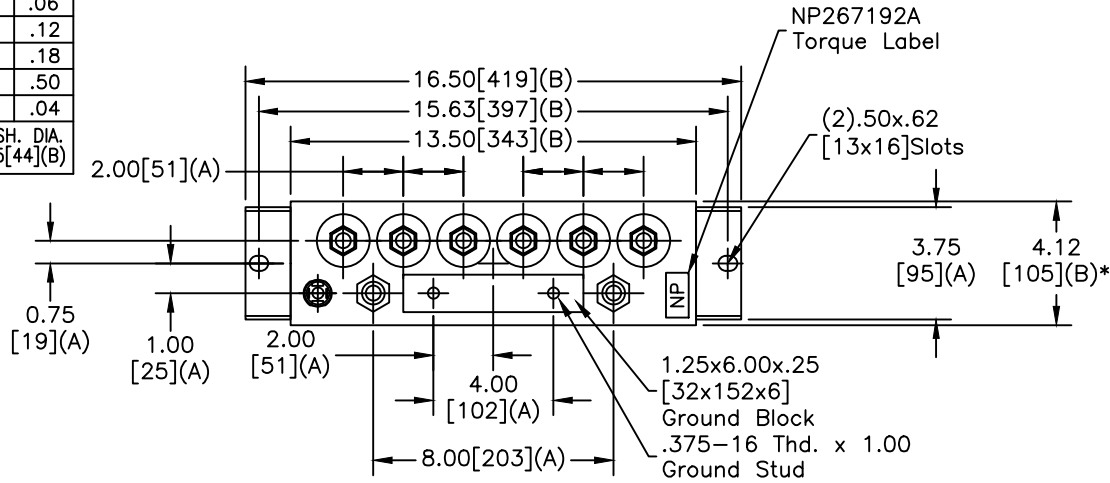


TOL	+/-
A	.06
B	.12
C	.18
D	.50
E	.04
BUSH. DIA.	1.75[44](B)

SIZE	DWG NO	SHT	REV
A	19L0600WH4	2	1
REV	DESCRIPTION	DATE	APPROVED
1	UPDATE UF & KVAR	6/23/2014	JBC

TERM	uF	kVAR
1	2.06	6
2	4.11	12
3	8.07	23.56
4	16.14	47.11
5	24.21	70.67
6	24.21	70.67



SCHEMATIC DIAGRAM - 601

GE CAPACITOR
NO INTERNAL DISCHARGE RESISTORS

CAT. 19L0600WH4 SN
230KVAR 220V 9600HZ 1PH
2+4+8+16+2x24.2 UF/TAP
0.9 GAL. COMBUSTIBLE LIQUID
CAUTION! BEFORE INSTALLING OR
OPERATING READ GEH-2733

MADE IN USA NP267214

* UP TO +.50[13]
CASE BULGE

MAX. TERMINAL
TIGHTENING TORQUE
15 FT-LBS.

NP267192A

	GE ENERGY FORT EDWARD, N.Y., U.S.A.		SIZE A	Est Weight 24 lbs.	OUTLINE 19L0600WH4		
	DRAWN E.McGINN	DATE 11/21/2000	SCALE				
ISSUED	DATE 11/21/2000						

DISTR. TO