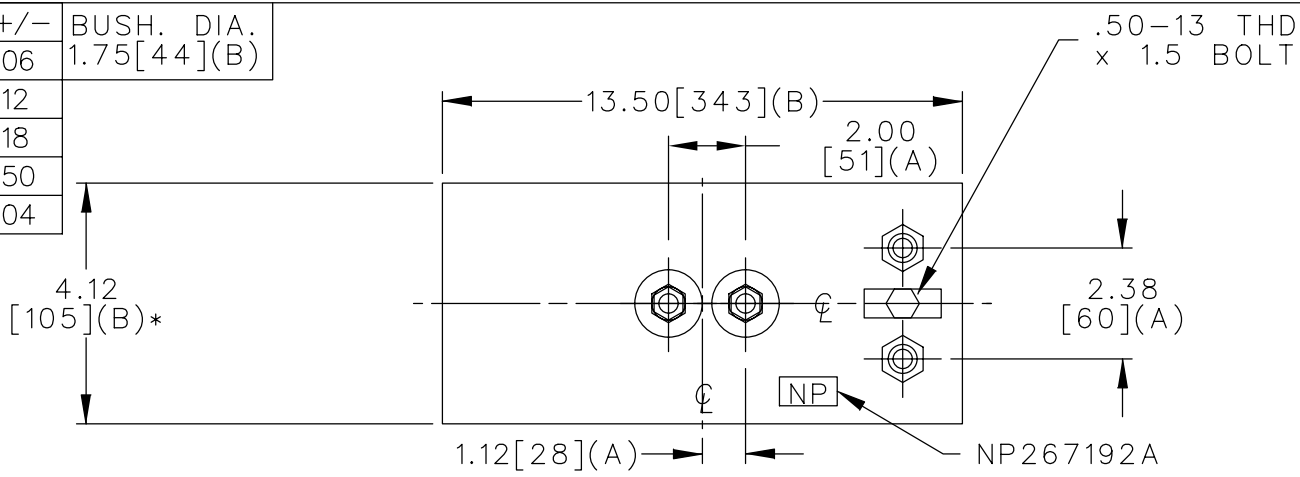
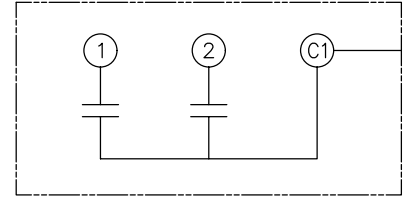


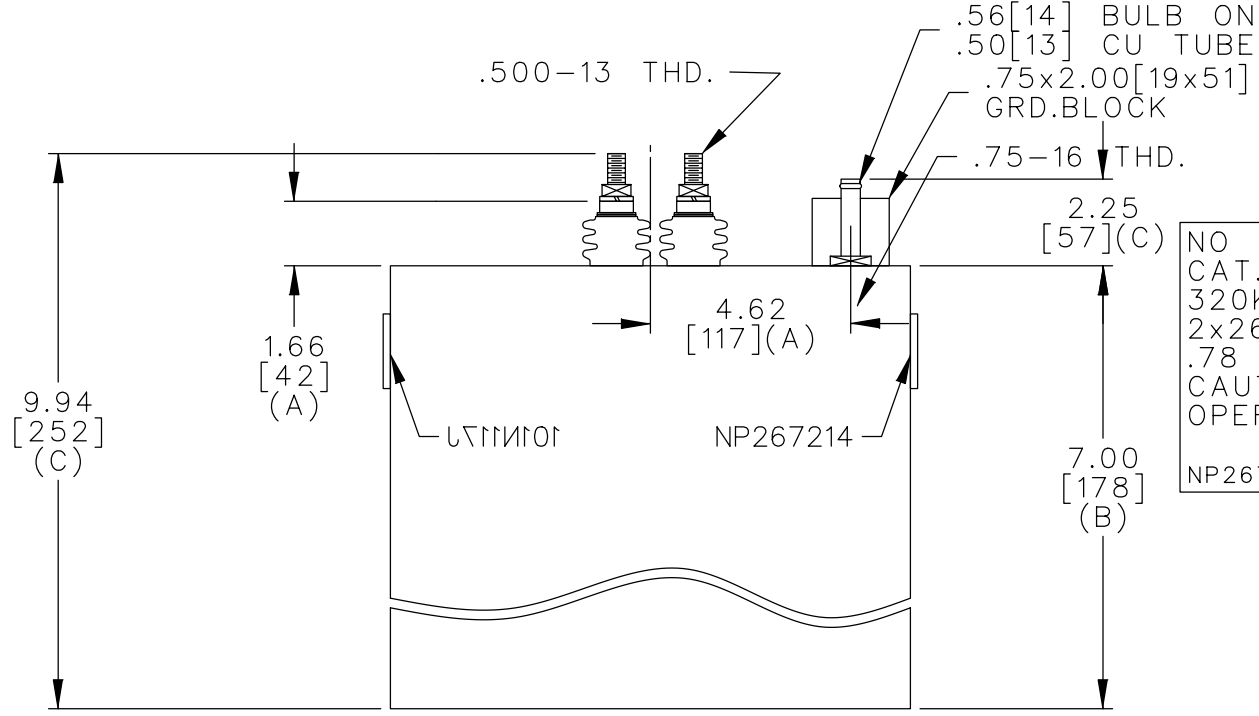
TOL	+/-	BUSH. DIA.
A	.06	1.75[44](B)
B	.12	
C	.18	
D	.50	
E	.04	



TERM	uF	kVAR
1	26.52	160
2	26.52	160



SCHEMATIC DIAGRAM - 211



NO INTERNAL DISCH RESISTORS  
 CAT. 19L0613WH1 SN  
 320KVAR 1000V 960HZ 1PH  
 2x26.52 UF/TAP  
 .78 GALS. COMBUSTIBLE LIQUID  
 CAUTION! BEFORE INSTALLING OR  
 OPERATING READ GEH-2733  
 NP267214

\* UP TO +.50[13]  
 CASE BULGE

MAX. TERMINAL  
 TIGHTENING TORQUE  
 15 FT-LBS

NP267192A

	CAPACITOR & POWER PROTECTION FORT EDWARD, N.Y., U.S.A.		SIZE <b>A</b>	<h1>OUTLINE</h1> <h2>19L0613WH1</h2>		SHEET 2	CONT. ON -
	DRAWN E.McGINN	NOV. 1, 2000	SCALE				
ISSUED							

DISTR TO