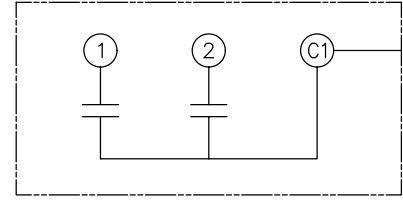
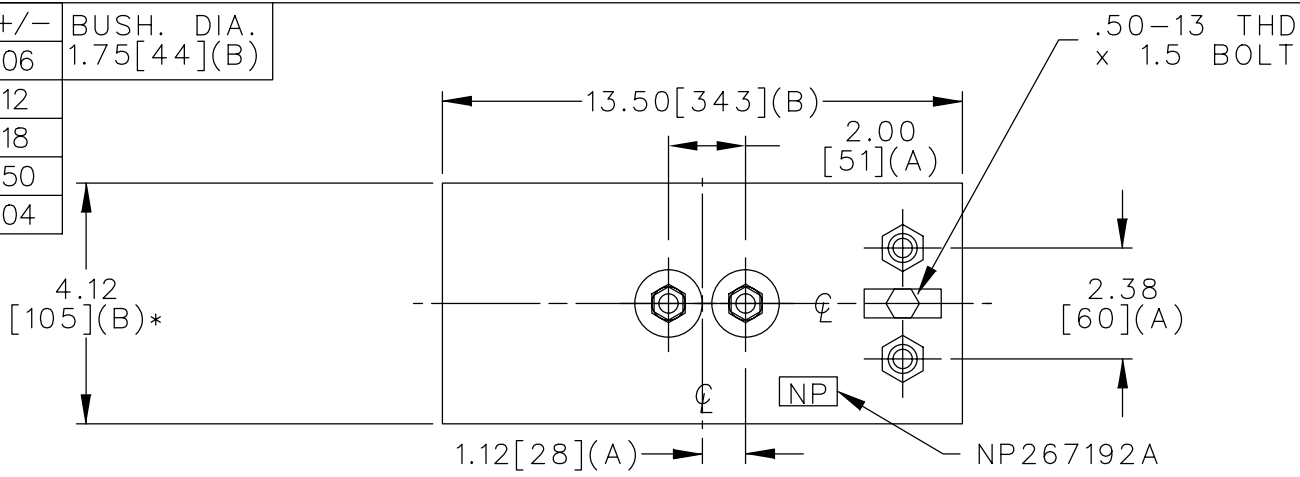


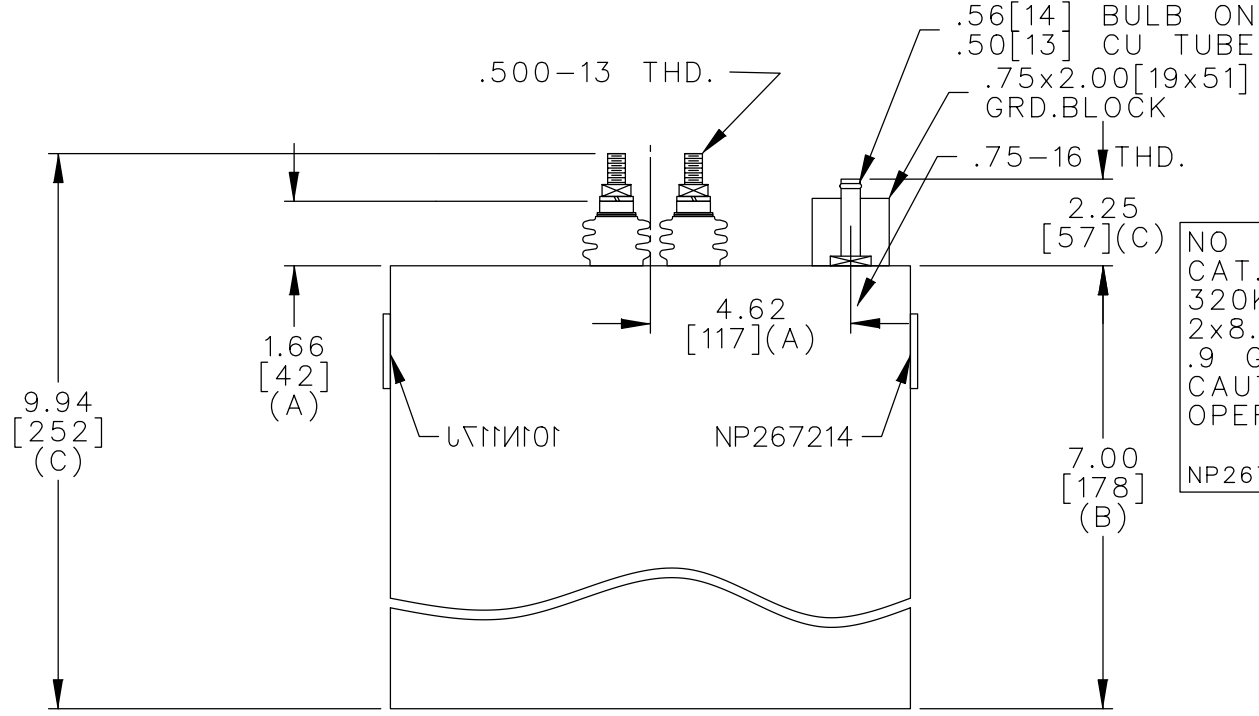
TOL	+/-	BUSH. DIA.
A	.06	1.75[44](B)
B	.12	
C	.18	
D	.50	
E	.04	

SIZE A	DWG NO. 19L0615WH1	SH	REV
REV 2	McGINN UPDATE CAT NO	DATE	

TERM	uF	kVAR
1	8.50	160
2	8.50	160



SCHEMATIC DIAGRAM - 211



NO INTERNAL DISCH RESISTORS
 CAT. 19L0615WH1 SN
 320KVAR 1000V 3.0KHZ 1PH
 2x8.5 UF/TAP
 .9 GALS. COMBUSTIBLE LIQUID
 CAUTION! BEFORE INSTALLING OR
 OPERATING READ GEH-2733
 NP267214

* UP TO +.50[13]
 CASE BULGE

MAX. TERMINAL
 TIGHTENING TORQUE
 15 FT-LBS

NP267192A

	CAPACITOR & POWER PROTECTION FORT EDWARD, N.Y., U.S.A.	
	DRAWN E.McGINN	SEPT. 23, 1998
	ISSUED	9-23-98

SIZE A
SCALE

OUTLINE 19L0615WH1	
SHEET 2	CONT. ON -

DISTR TO