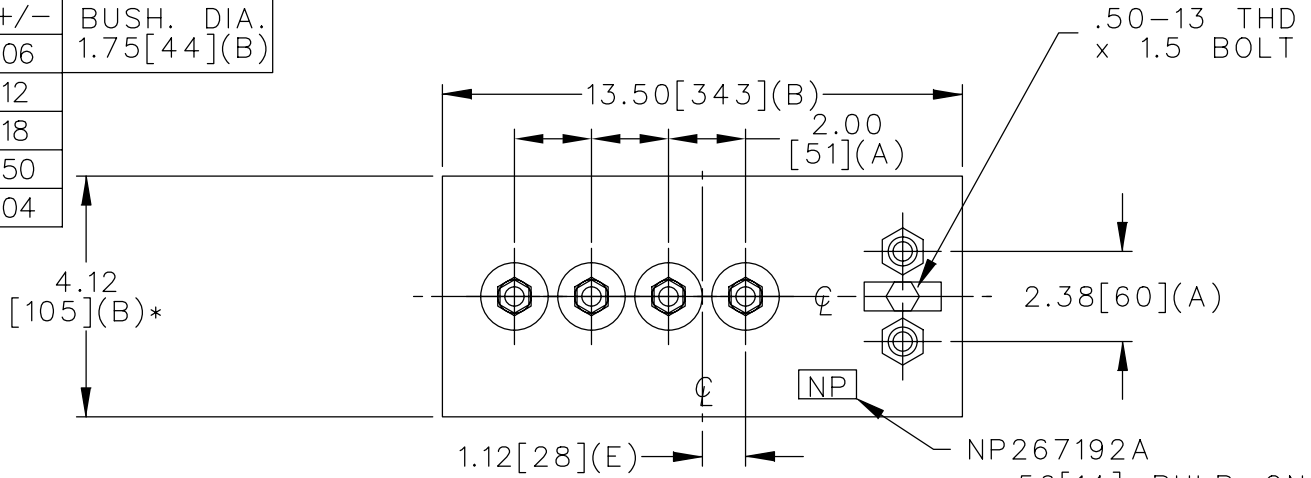
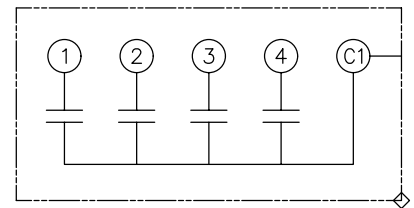


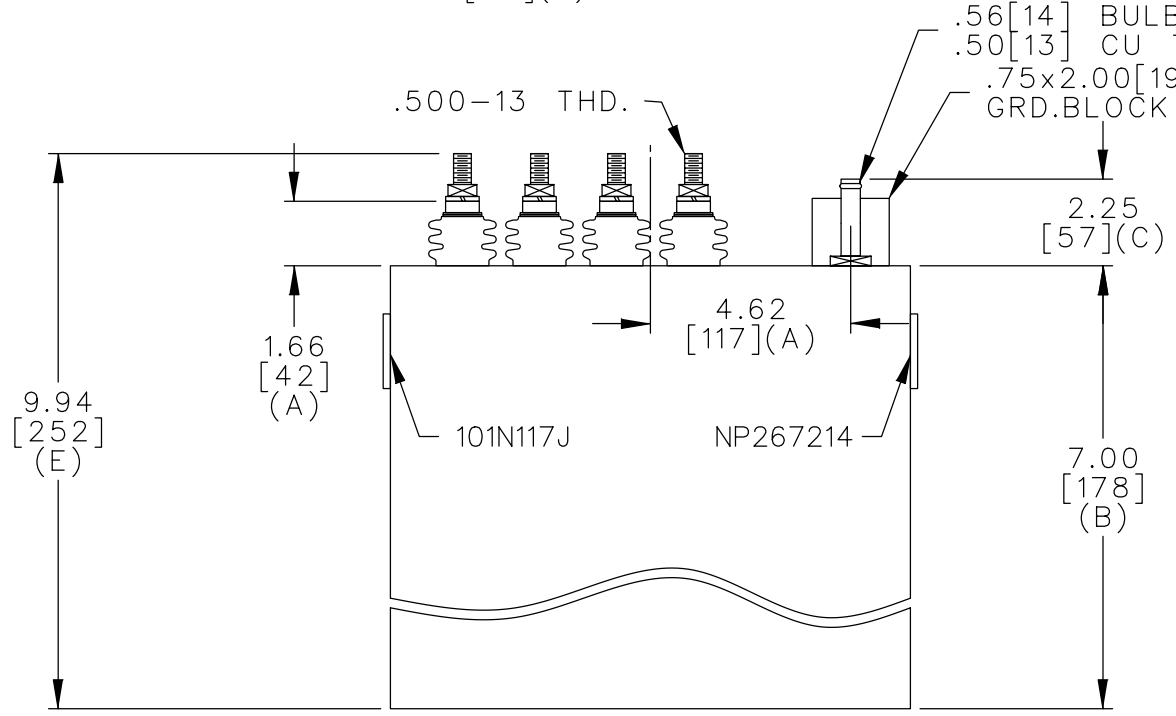
TOL	+/-	BUSH. DIA.
A	.06	1.75 [44] (B)
B	.12	
C	.18	
D	.50	
E	.04	



TERM	uF	kVAR
1	6.6	20
2	13.3	40
3	26.5	80
4	53.1	160



SCHEMATIC DIAGRAM - 401



NO INTERNAL DISCH RESISTORS
 CAT. 19L0617WH1 SN
 300KVAR 400V 3000HZ 1PH
 6.6+13.3+26.5+53.1 UF/TAP
 1.16 GALS. COMBUSTIBLE LIQUID
 CAUTION! BEFORE INSTALLING
 OR OPERATING READ GEH-2733
 NP267214

* UP TO +.50 [13] CASE BULGE

MAX. TERMINAL TIGHTENING TORQUE 15 FT-LBS

NP267192A

	CAPACITOR & POWER PROTECTION FORT EDWARD, N.Y., U.S.A.		SIZE A	OUTLINE 19L0617WH1		SHEET 2 CONT. ON -	DISTR TO
	DRAWN E.McGINN	MAY 22, 2000	SCALE				
ISSUED							