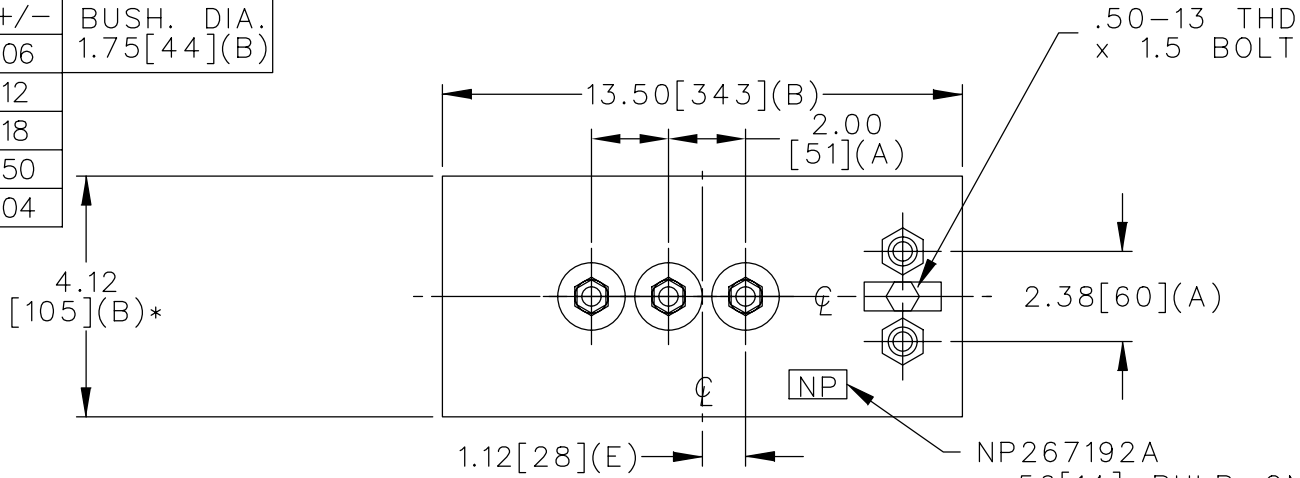
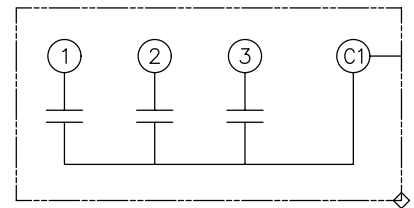


TOL	+/-	BUSH. DIA.
A	.06	1.75[44](B)
B	.12	
C	.18	
D	.50	
E	.04	

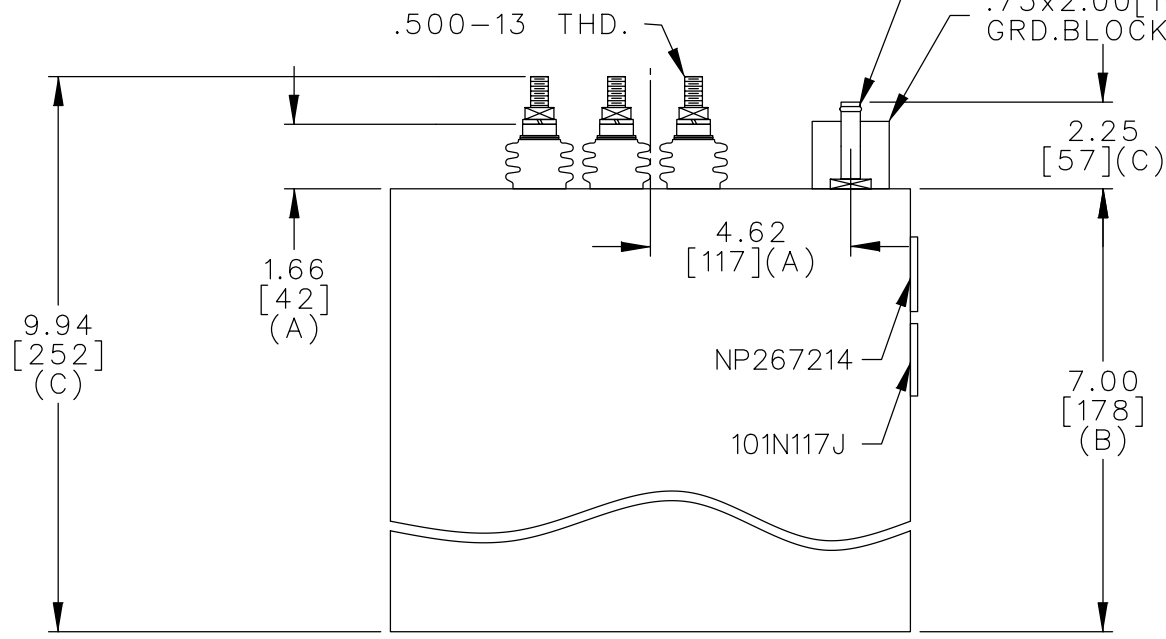


TERM	uF	kVAR
1	7.64	37.5
2	15.28	75
3	38.2	187.5



SCHEMATIC DIAGRAM - 321

NP267192A
 .56[14] BULB ON
 .50[13] CU TUBE
 .75x2.00[19x51]
 GRD.BLOCK



NO INTERNAL DISCH RESISTORS
 CAT. 19L0624WH1 SN
 625V 2.0KHZ 300KVAR 1PH
 7.6+15.3+38.2 UF/TAP
 0.9 GAL. COMBUSTIBLE LIQUID
 CAUTION! BEFORE INSTALLING OR
 OPERATING READ GEH-2733
 NP267214

* UP TO +.50[13]
 CASE BULGE

MAX. TERMINAL
 TIGHTENING TORQUE
 15 FT-LBS

NP267192A

	CAPACITOR & POWER PROTECTION FORT EDWARD, N.Y., U.S.A.		SIZE A	<h1>OUTLINE</h1> <h2>19L0624WH1</h2>		SHEET 2	CONT. ON -
	DRAWN E.McGINN	NOV. 21, 1996	SCALE				
ISSUED							