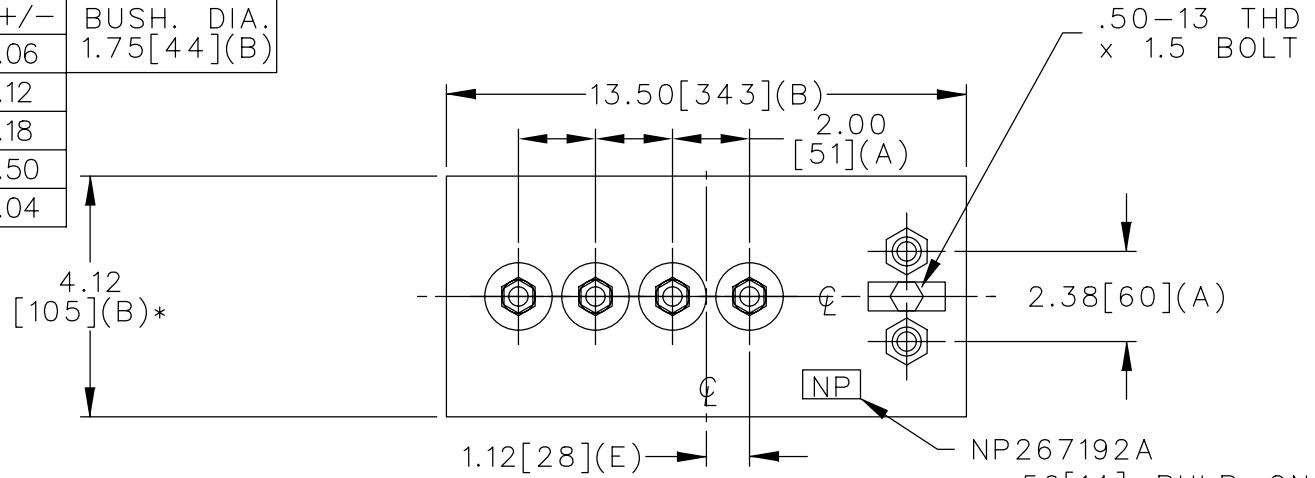
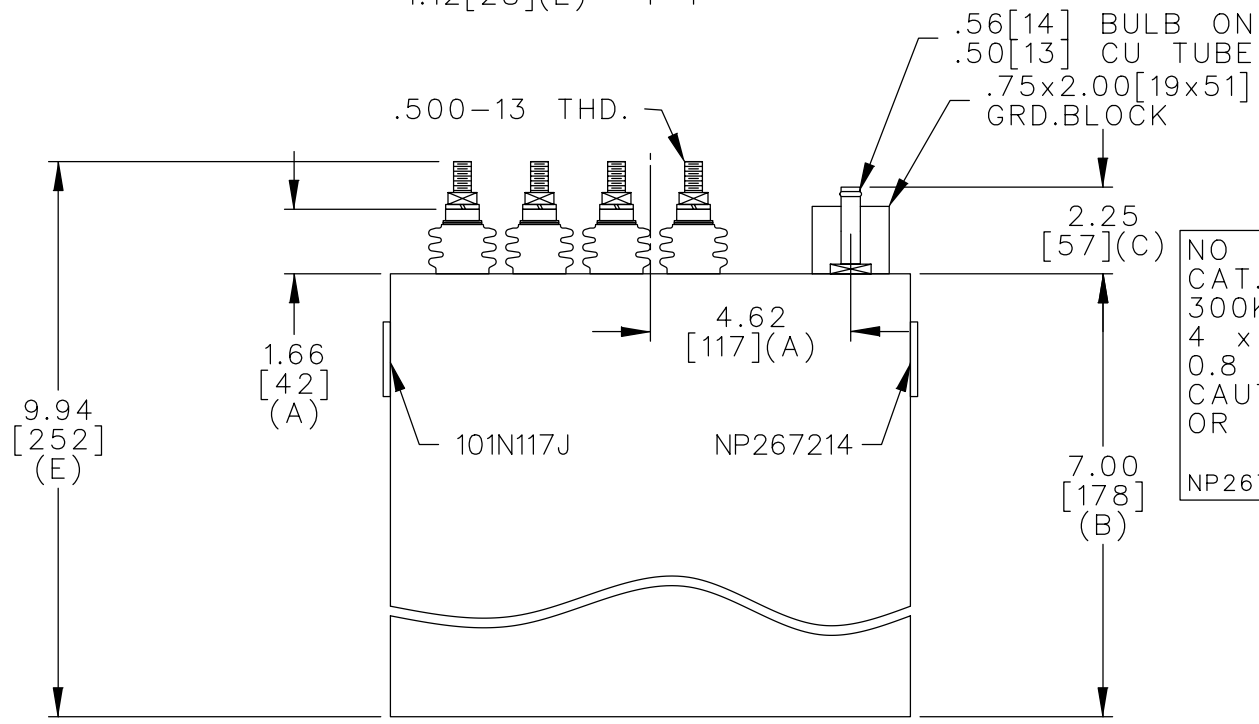
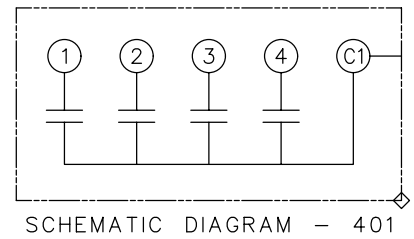


TOL	+/-	BUSH. DIA.
A	.06	1.75 [44] (B)
B	.12	
C	.18	
D	.50	
E	.04	

SIZE A	DWG NO. 19L0626WH1	SH	REV
REV 1	McGINN UPDATE CAT NO	DATE	



TERM	uF	kVAR
1	6.22	75
2	6.22	75
3	6.22	75
4	6.22	75



NO INTERNAL DISCH RESISTORS
 CAT. 19L0626WH1 SN
 300KVAR 800V 3000HZ 1PH
 4 x 6.2 UF/TAP
 0.8 GALS. COMBUSTIBLE LIQUID
 CAUTION! BEFORE INSTALLING
 OR OPERATING READ GEH-2733
 NP267214

* UP TO +.50 [13]
 CASE BULGE

MAX. TERMINAL
 TIGHTENING TORQUE
 15 FT-LBS

NP267192A

	CAPACITOR & POWER PROTECTION FORT EDWARD, N.Y., U.S.A.		SIZE A	OUTLINE 19L0626WH1	SHEET 2 CONT. ON -
	DRAWN E.McGINN	SEPT. 19, 1997	SCALE		
ISSUED	9-24-97	DISTR TO			