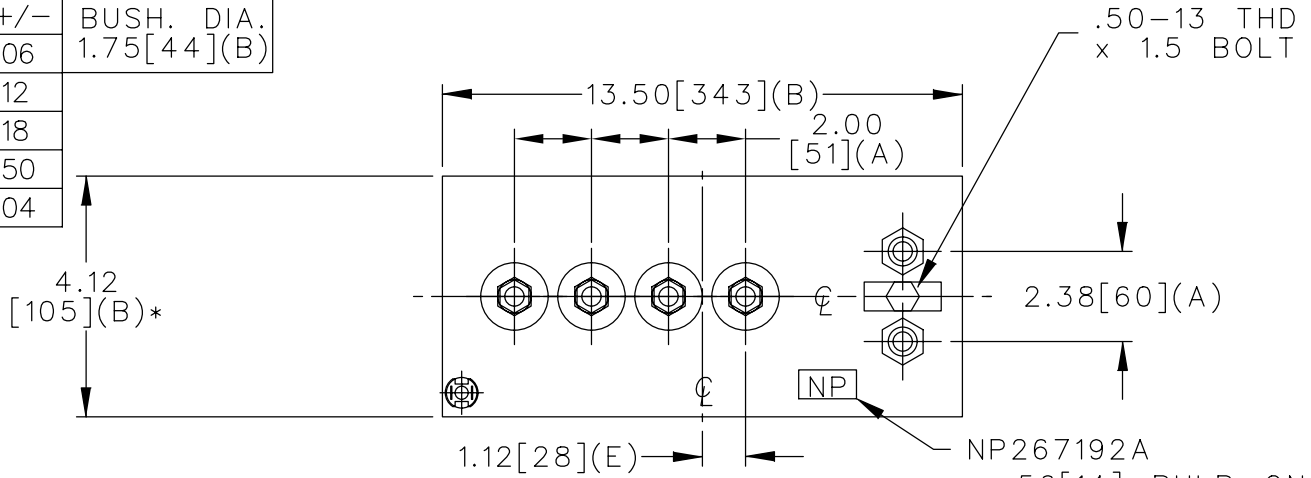
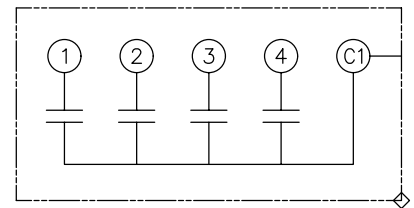


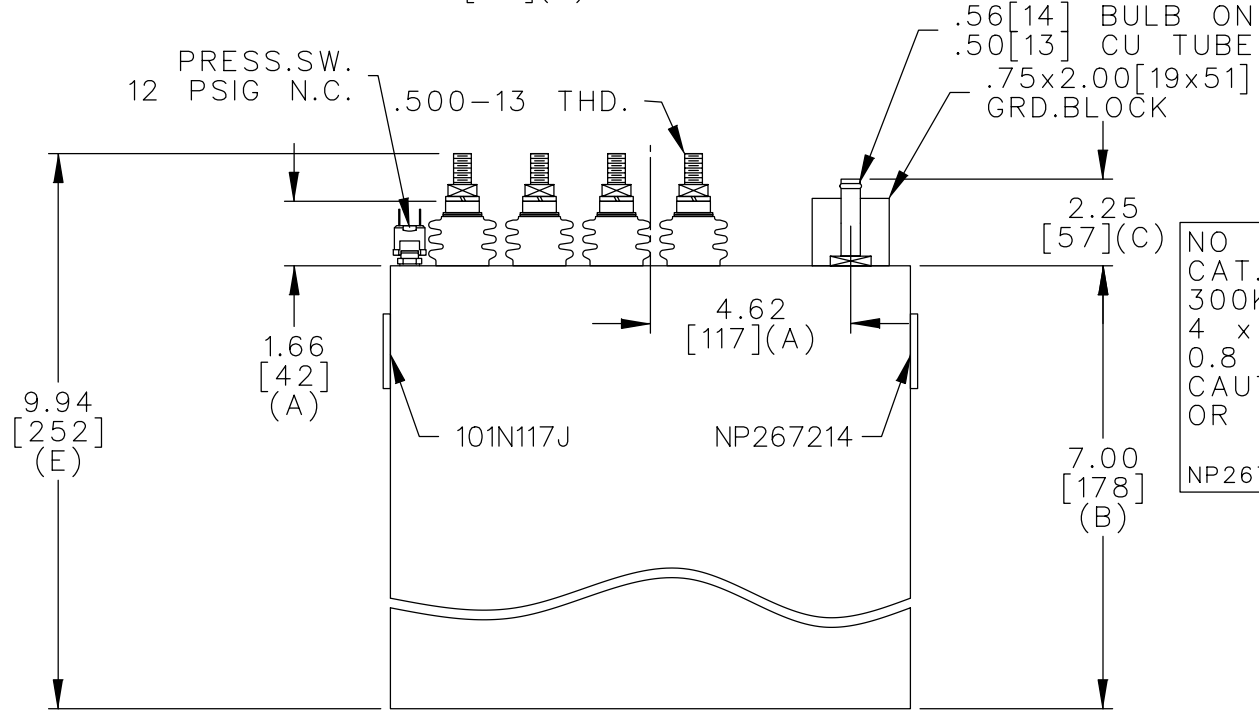
| | | |
|-----|-----|-------------|
| TOL | +/- | BUSH. DIA. |
| A | .06 | 1.75[44](B) |
| B | .12 | |
| C | .18 | |
| D | .50 | |
| E | .04 | |



| TERM | uF | kVAR |
|------|------|------|
| 1 | 6.22 | 75 |
| 2 | 6.22 | 75 |
| 3 | 6.22 | 75 |
| 4 | 6.22 | 75 |



SCHEMATIC DIAGRAM - 401



NO INTERNAL DISCH RESISTORS
 CAT. 19L0626WH2 SN
 300KVAR 800V 3000HZ 1PH
 4 x 6.2 UF/TAP
 0.8 GALS. COMBUSTIBLE LIQUID
 CAUTION! BEFORE INSTALLING
 OR OPERATING READ GEH-2733
 NP267214

* UP TO +.50[13]
 CASE BULGE

MAX. TERMINAL
 TIGHTENING TORQUE
 15 FT-LBS

NP267192A

| | | | | | | | |
|-------------------|---|---------------|------------------|-------------------------------------|--|------------|---------------|
| | CAPACITOR & POWER PROTECTION FORT EDWARD, N.Y., U.S.A. | | SIZE A | OUTLINE 19L0626WH2 | | SHEET 2 | CONT. ON - |
| | DRAWN E.McGINN | JUNE 19, 1997 | SCALE | | | | |
| ISSUED 6-25-97 | | | | | | | |