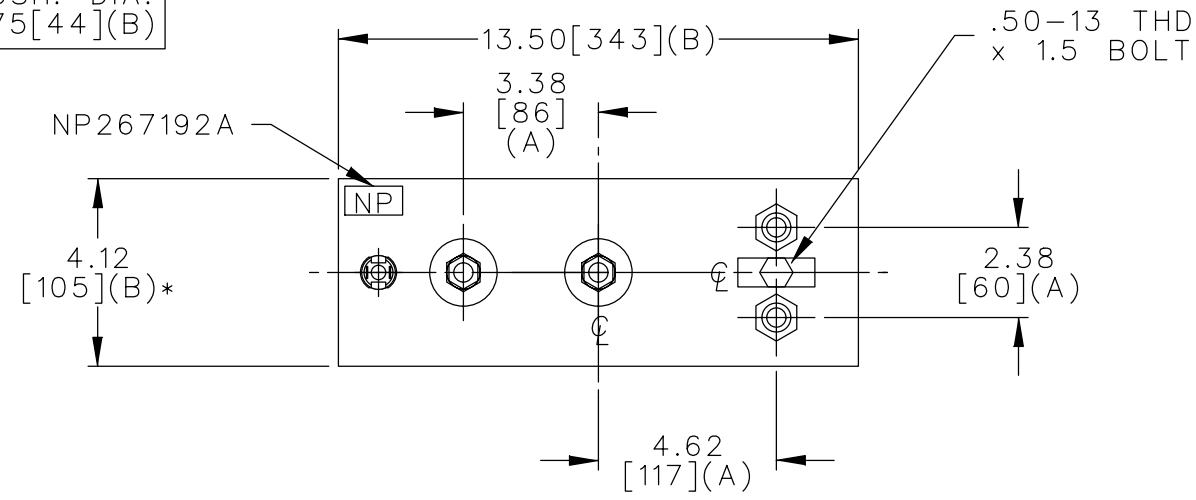
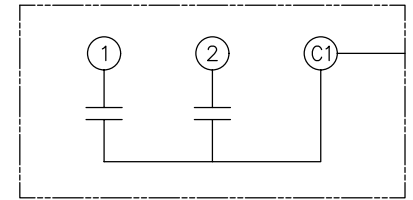


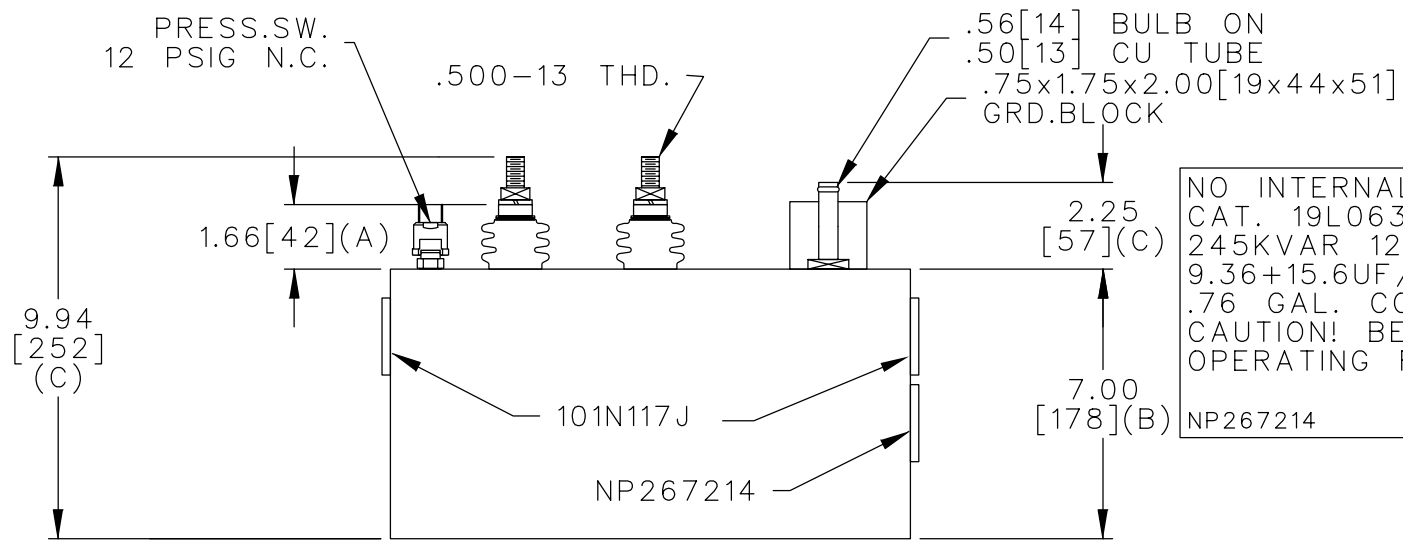
TOL	+/-	BUSH. DIA.
A	.06	1.75[44](B)
B	.12	
C	.18	
D	.50	
E	.04	



TERM	uF	kVAR
1	9.36	92
2	15.6	153



SCHEMATIC DIAGRAM - 211



NO INTERNAL DISCH RESISTORS
 CAT. 19L0633WH2 SN
 245KVAR 1250V 1000HZ 1PH
 9.36+15.6UF/TAP
 .76 GAL. COMBUSTIBLE LIQUID
 CAUTION! BEFORE INSTALLING OR
 OPERATING READ GEH-2733
 NP267214

* UP TO +.50[13]
 CASE BULGE

MAX. TERMINAL
 TIGHTENING TORQUE
 15 FT-LBS

NP267192A

	CAPACITOR & POWER PROTECTION FORT EDWARD, N.Y., U.S.A.		SIZE A	OUTLINE 19L0633WH2	SHEET 2 CONT. ON -
	DRAWN E.McGINN APR. 2, 1998	ISSUED 4-8-98	SCALE		