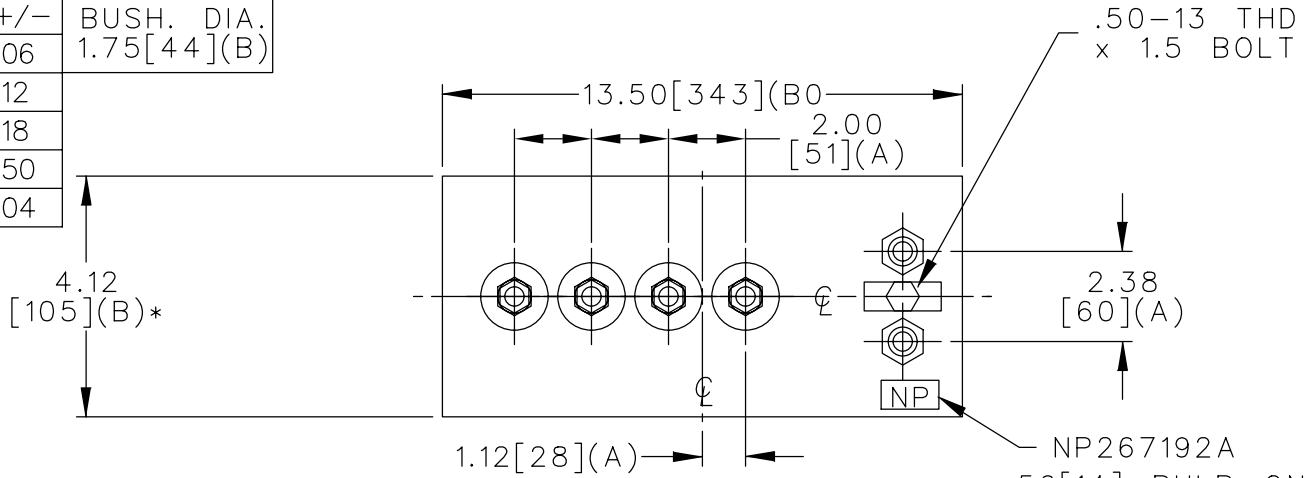
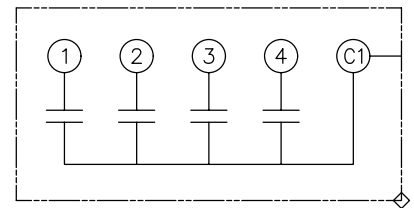


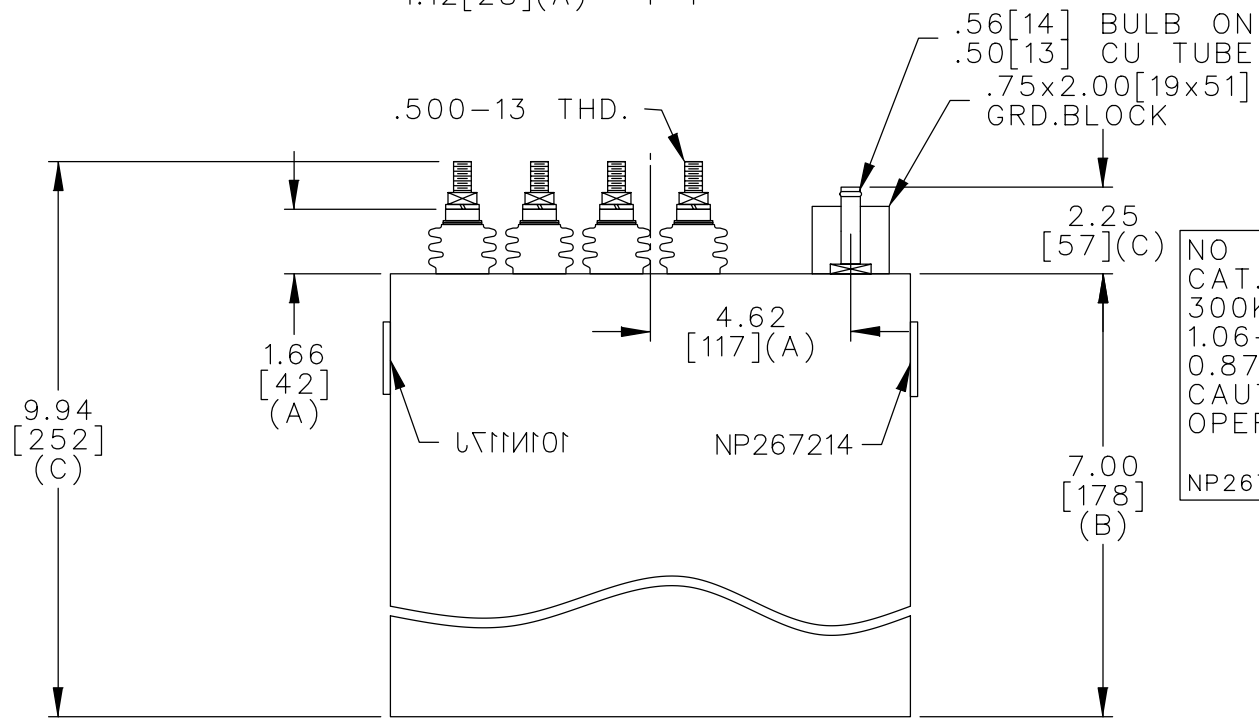
TOL	+/-	BUSH. DIA.
A	.06	1.75[44](B)
B	.12	
C	.18	
D	.50	
E	.04	



TERM	uF	kVAR
1	1.061	20
2	2.122	40
3	4.244	80
4	8.488	160



SCHEMATIC DIAGRAM - 401



NO INTERNAL DISCH RESISTORS
 CAT. 19L0634WH1 SN
 300KVAR 1000V 3000HZ 1PH
 1.06+2.12+4.24+8.49 UF/TAP
 0.87 GALS. COMBUSTIBLE LIQUID
 CAUTION! BEFORE INSTALLING OR
 OPERATING READ GEH-2733
 NP267214

* UP TO +.50[13]
 CASE BULGE

MAX. TERMINAL
 TIGHTENING TORQUE
 15 FT-LBS

NP267192A

	CAPACITOR & POWER PROTECTION FORT EDWARD, N.Y., U.S.A.		SIZE A	OUTLINE 19L0634WH1	SHEET 2 CONT. ON -
	DRAWN E.McGINN	FEB. 11, 1998	SCALE		
ISSUED	2-11-98	NP267192A	NP267214	NP267192A	NP267214