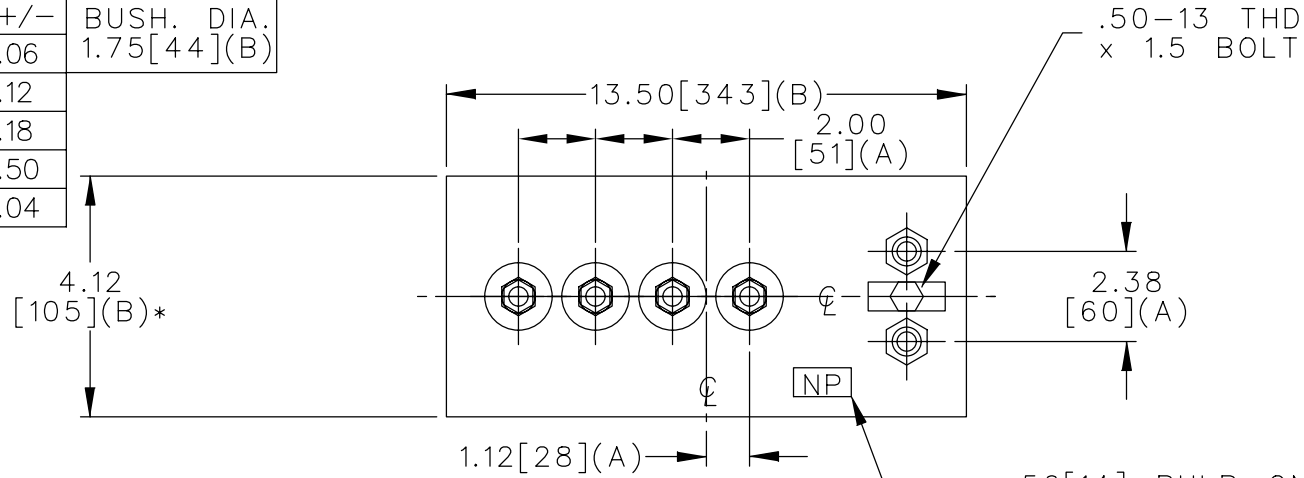
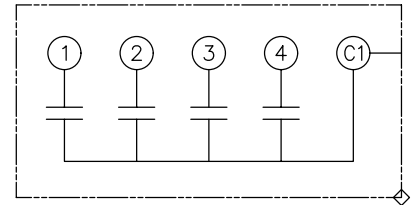


TOL	+/-	BUSH. DIA.
A	.06	1.75[44](B)
B	.12	
C	.18	
D	.50	
E	.04	

SIZE	DWG NO.	SH	REV
A	19L0639WH1		
REV	1	McGINN UPDATE CAT NO	DATE

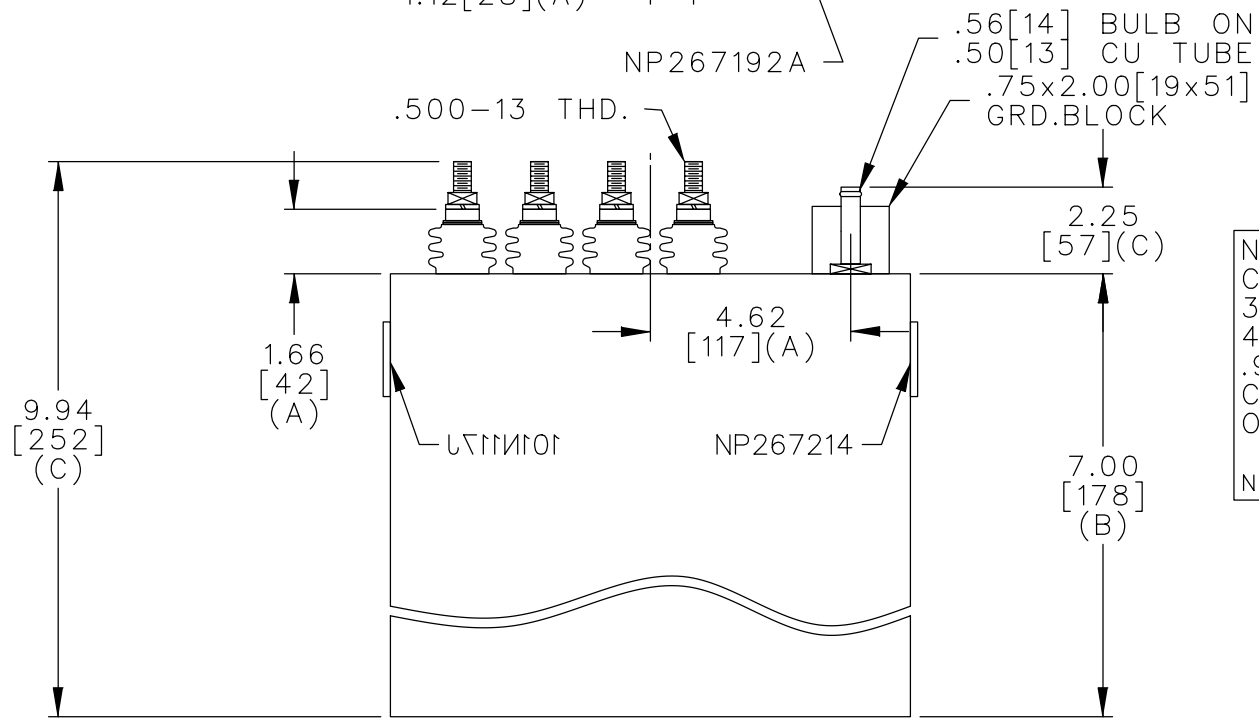


TERM	uF	kVAR
1	1.94	75
2	1.94	75
3	1.94	75
4	1.94	75



SCHEMATIC DIAGRAM - 401

NO INTERNAL DISCH RESISTORS  
 CAT. 19L0639WH1 SN  
 300KVAR 800V 9.6HZ 1PH  
 4x1.94 UF/TAP  
 .90 GAL COMBUSTIBLE LIQUID  
 CAUTION! BEFORE INSTALLING  
 OR OPERATING READ GEH-2733  
 NP267214



\* UP TO +.50[13] CASE BULGE

MAX. TERMINAL TIGHTENING TORQUE 15 FT-LBS

NP267192A

	CAPACITOR & POWER PROTECTION FORT EDWARD, N.Y., U.S.A.		SIZE <b>A</b>	<b>OUTLINE</b> <b>19L0639WH1</b>		SHEET 2 CONT. ON -
	DRAWN E.McGINN	JUNE 19, 1998	SCALE			
	ISSUED	6-24-98	DISTR TO			