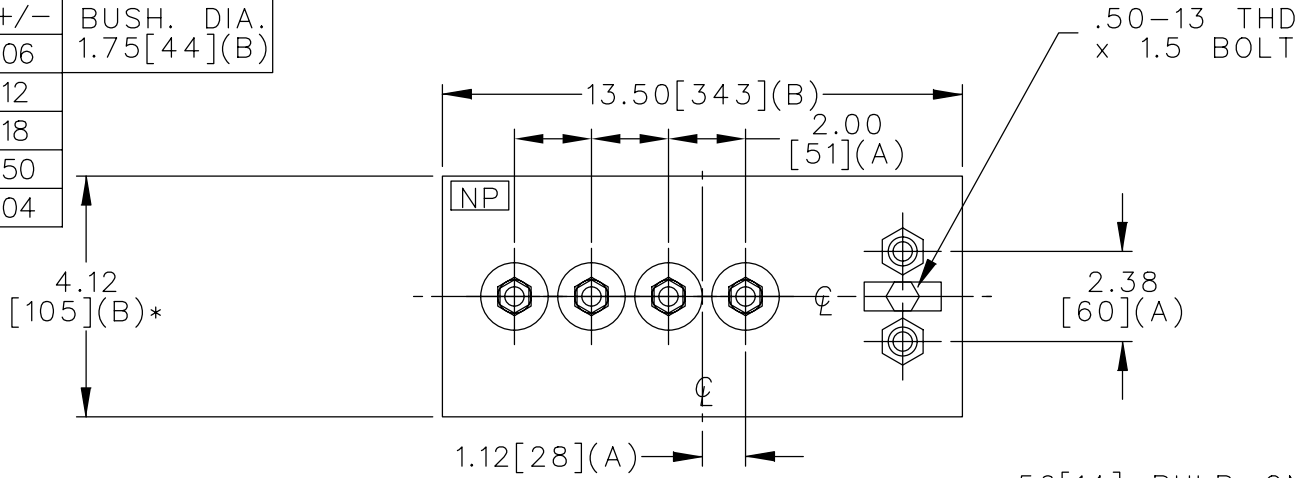
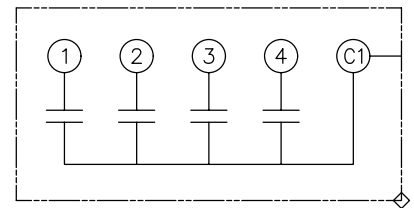


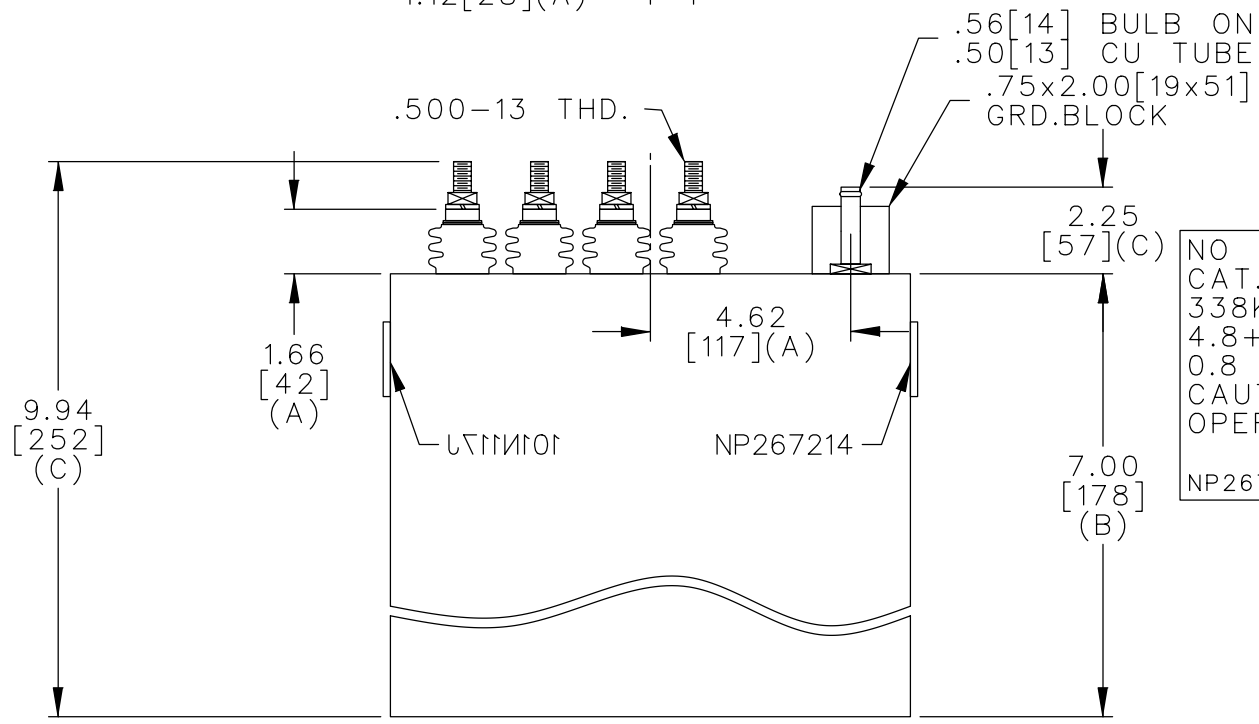
TOL	+/-	BUSH. DIA.
A	.06	1.75 [44] (B)
B	.12	
C	.18	
D	.50	
E	.04	



TERM	uF	kVAR
1	4.8	22.5
2	9.6	45.1
3	19.1	90.1
4	38.3	180.3



SCHEMATIC DIAGRAM - 401



NO INTERNAL DISCH RESISTORS  
 CAT. 19L0658WH1 SN  
 338KVAR 500V 3000HZ 1PH  
 4.8+9.6+19.1+38.3 UF/TAP  
 0.8 GALS. COMBUSTIBLE LIQUID  
 CAUTION! BEFORE INSTALLING OR  
 OPERATING READ GEH-2733  
 NP267214

\* UP TO +.50 [13]  
 CASE BULGE

MAX. TERMINAL  
 TIGHTENING TORQUE  
 15 FT-LBS

NP267192A

	CAPACITOR & POWER PROTECTION FORT EDWARD, N.Y., U.S.A.		SIZE <b>A</b>	<b>OUTLINE</b> <b>19L0658WH1</b>	SHEET 2 CONT. ON -
	DRAWN E.McGINN	APR. 9, 1999	SCALE		
ISSUED					