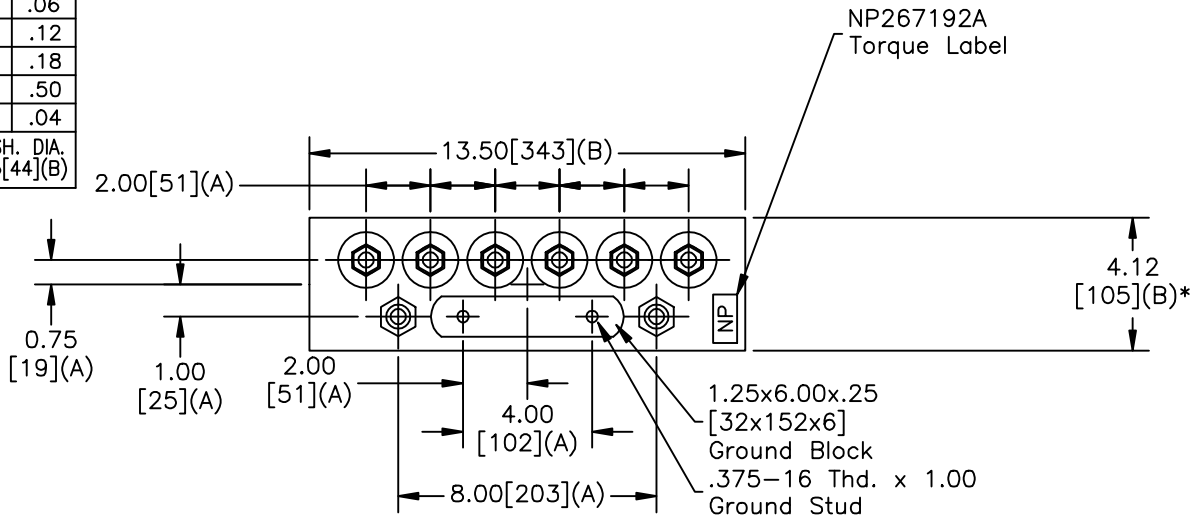
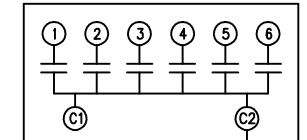
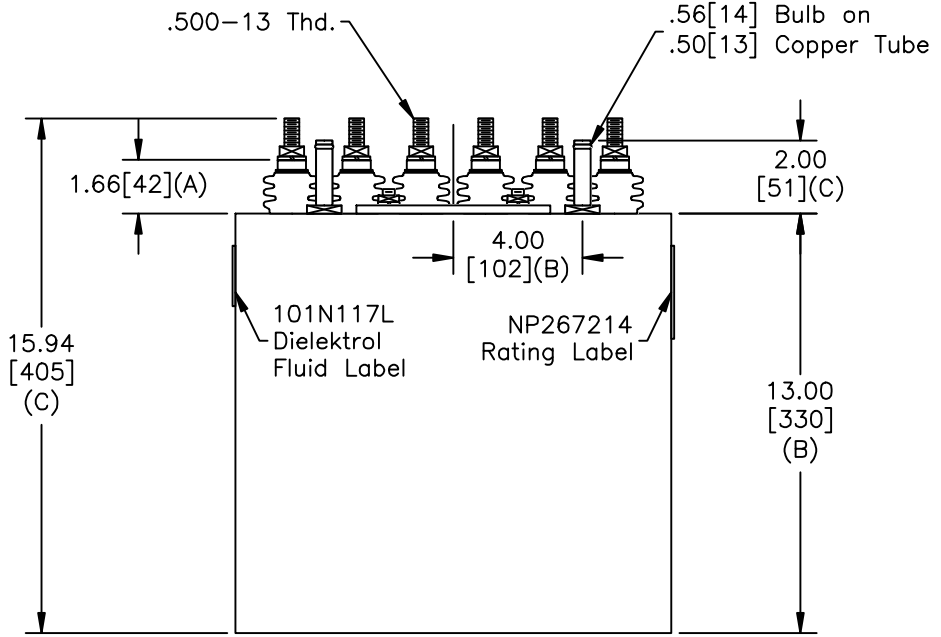


SIZE A	DWG NO 19L0665WH1	SHT 2	REV 1
REV 1	DESCRIPTION 101N117L WAS J	DATE 11/6/2008	APPROVED BTR

TOL	+/-
A	.06
B	.12
C	.18
D	.50
E	.04
BUSH. DIA.	1.75[44](B)



TERM	uF	kVAR
1	2.6	71
2	5.2	141
3	8.4	228
4	8.4	228
5	12.6	342
6	12.6	342



SCHEMATIC DIAGRAM - 601

**GE CAPACITOR**  
NO INTERNAL DISCHARGE RESISTORS

CAT. 19L0665WH1 SN  
1352KVAR 1200V 3000HZ 1PH  
2.6+5.2+2x8.4+2x12.6UF/TAP  
1.4 GAL. COMBUSTIBLE LIQUID  
CAUTION! BEFORE INSTALLING OR  
OPERATING READ GEH-2733

MADE IN USA NP267214

\* UP TO +.50[13] CASE BULGE

MAX. TERMINAL TIGHTENING TORQUE 15 FT-LBS.

NP267192A

<b>GE ENERGY</b> FORT EDWARD, N.Y., U.S.A.	SIZE A	Est Weight 44 lbs.	<h1>OUTLINE</h1> <h2>19L0665WH1</h2>		DISTR. TO
	DRAWN B.Ross ISSUED				