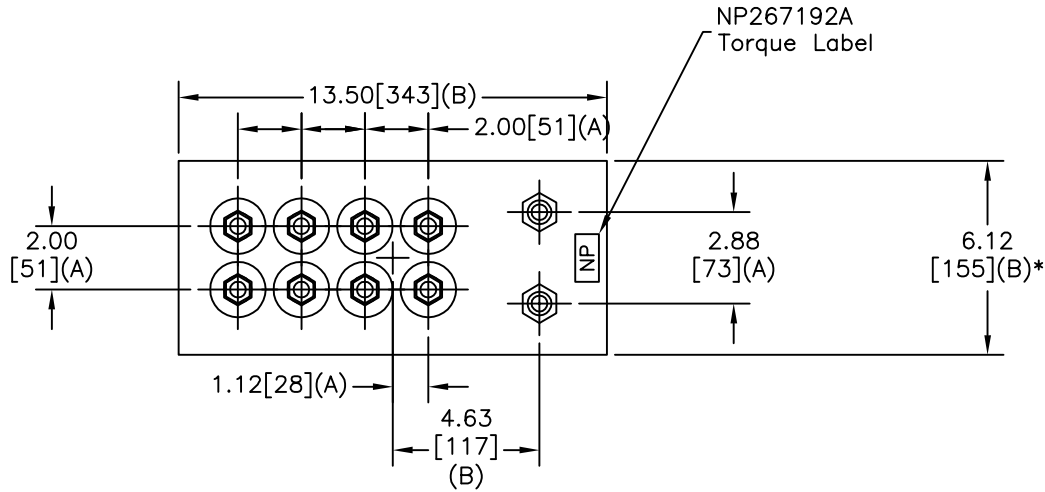
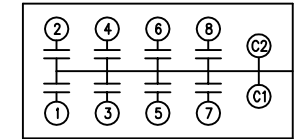
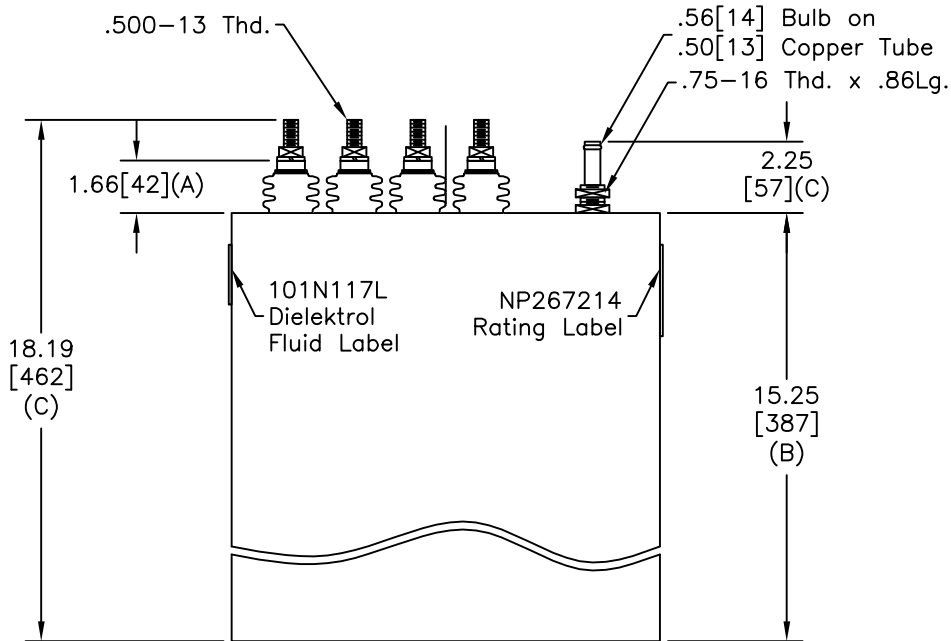


SIZE A	DWG NO 19L0680WH1	SHT 2	REV 2
REV 2	DESCRIPTION CHG NPS	DATE 9/9/2013	APPROVED BTR

TOL	+/-
A	.06
B	.12
C	.18
D	.50
E	.04
BUSH. DIA. 1.75[44](B)	



TERM	uF	kVAR
1	8.5	83
2	17	167
3	34	334
4	34	334
5	34	334
6	34	334
7	34	334
8	34	334



SCHEMATIC DIAGRAM - 801

GE CAPACITOR
NO INTERNAL DISCHARGE RESISTORS

CAT. 19L0680WH1 SN
2253KVAR 1250V 1000HZ 1PH
8.5+17+6x34UF/TAP
2.18 GAL. COMBUSTIBLE LIQUID
CAUTION! BEFORE INSTALLING OR
OPERATING READ GEH-2733

MADE IN USA NP267214

* UP TO +.50[13] CASE BULGE

MAX. TERMINAL
TIGHTENING TORQUE
15 FT-LBS.

NP267192A

GE ENERGY FORT EDWARD, N.Y., U.S.A.	SIZE A	Est Weight 75 lbs.	OUTLINE 19L0680WH1	
	DRAWN Bross DATE 3/13/1997 ISSUED DATE			

DISTR. TO