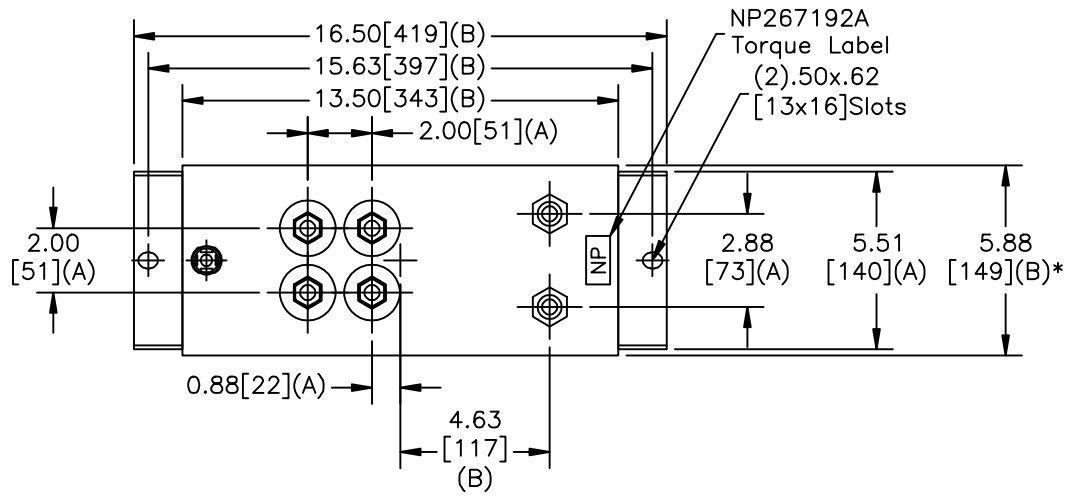
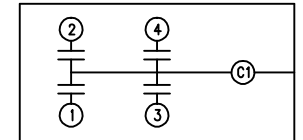
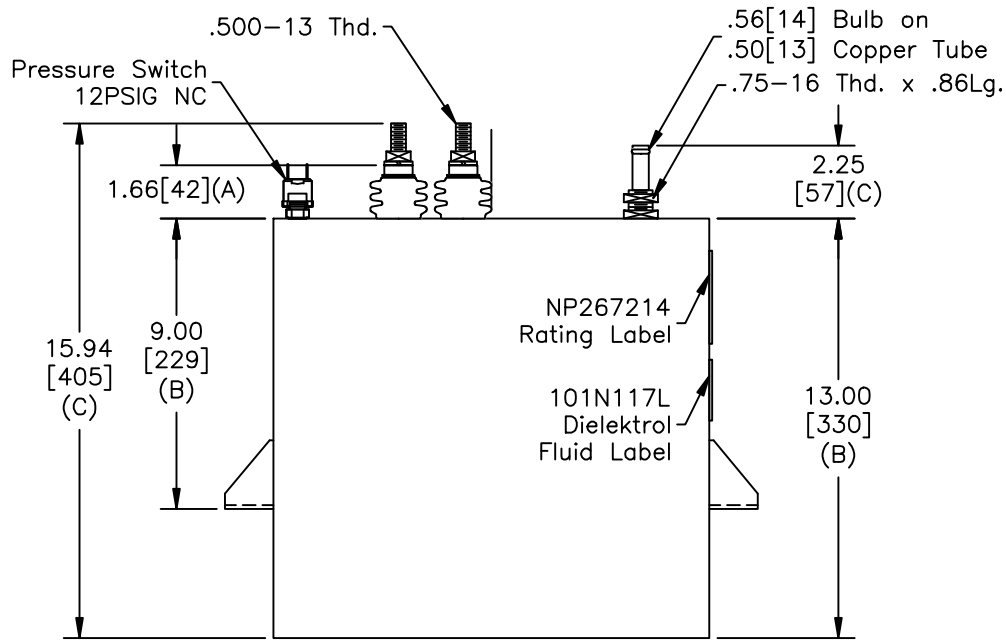


SIZE A	DWG NO 19L0681WH4	SHT 2	REV 2
REV 2	DESCRIPTION 101N117J WAS L	DATE 12/1/2008	APPROVED BTR

TOL	+/-
A	.06
B	.12
C	.18
D	.50
E	.04
BUSH. DIA.	1.75[44](B)



TERM	uF	kVAR
1	27.5	442.25
2	27.5	442.25
3	27.5	442.25
4	27.5	442.25



SCHEMATIC DIAGRAM - 426

GE CAPACITOR
NO INTERNAL DISCHARGE RESISTORS
CAT. 19L0681WH4 SN
1769KVAR 1600V 1000HZ 1PH
4x27.5UF/TAP
1.9 GAL. COMBUSTIBLE LIQUID
CAUTION! BEFORE INSTALLING OR
OPERATING READ GEH-2733
MADE IN USA NP267214

* UP TO +.50[13] CASE BULGE

MAX. TERMINAL TIGHTENING TORQUE 15 FT-LBS.
NP267192A

GE ENERGY FORT EDWARD, N.Y., U.S.A.	SIZE A	Est Weight 60 lbs.	<h1>OUTLINE</h1> <h2>19L0681WH4</h2>		DISTR. TO
	DRAWN B.Ross ISSUED				