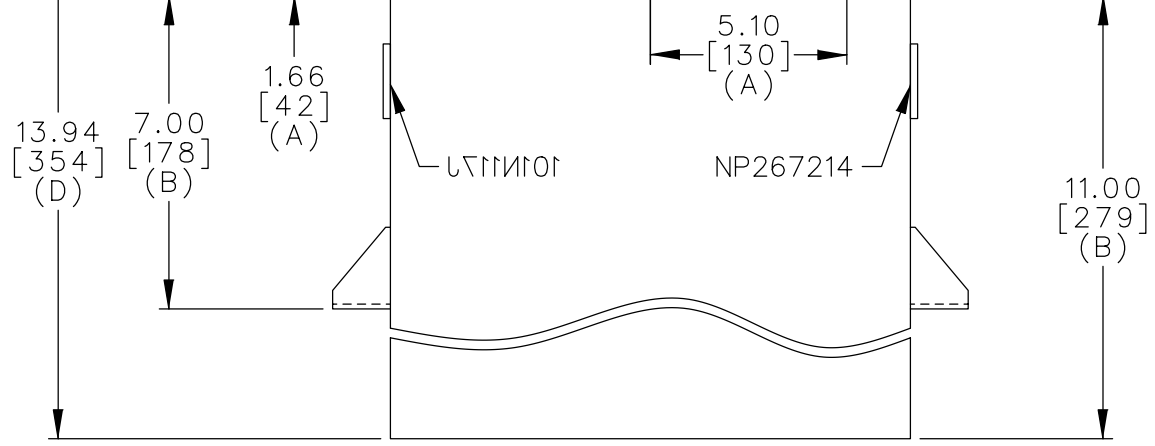
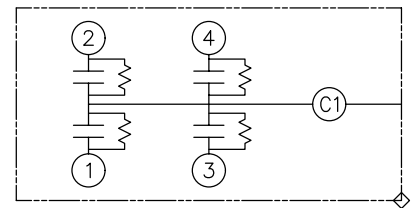
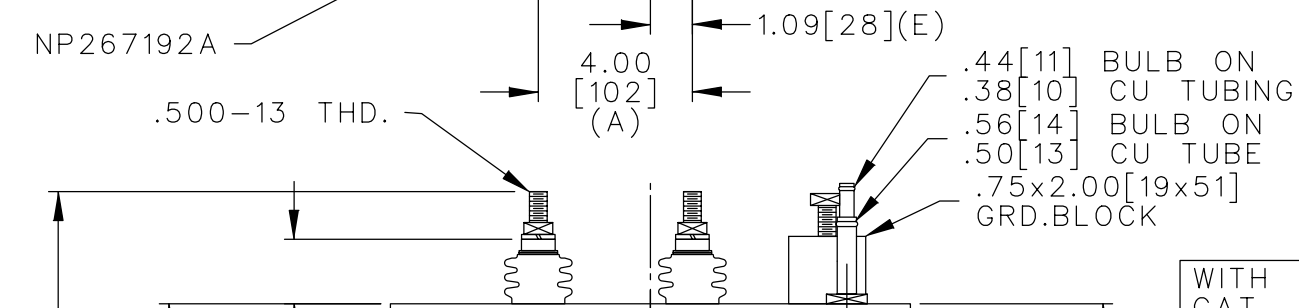
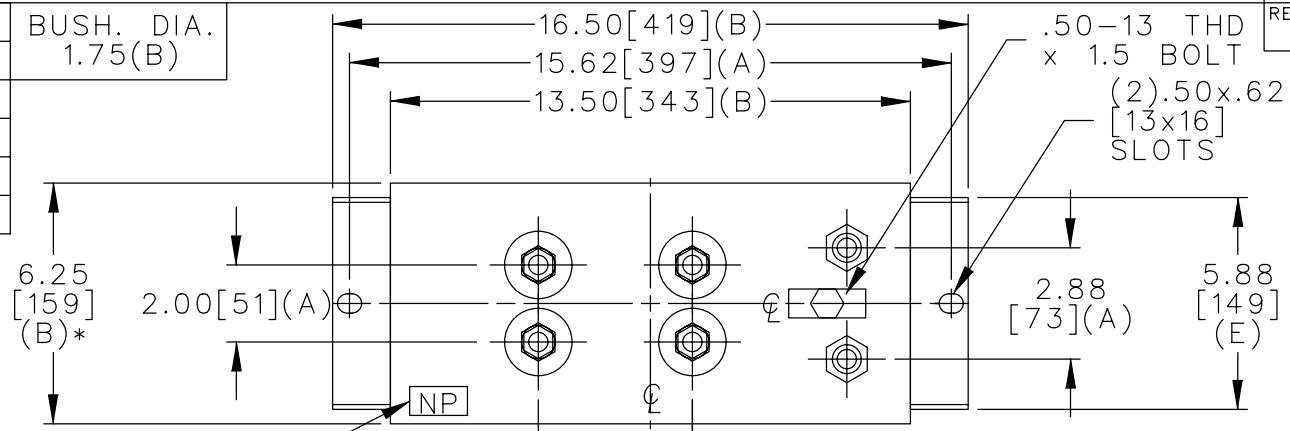


TOL	+/-
A	.06
B	.12
C	.18
D	.50
E	.04

BUSH. DIA.
1.75(B)

SIZE A DWG NO. 19L0724WH3 SH REV
REV 1 MCGINN UPDATE CAT NO DATE

TERM	uF
1	125
2	125
3	125
4	125



WITH INTERNAL DISCH RESISTORS
CAT. 19L0724WH3 SN
500 uf 1000 VDC
125-125-125-125 UF/TAP
1.64 GALS. COMBUSTIBLE LIQUID
CAUTION! BEFORE INSTALLING OR
OPERATING READ INSTR. GEH-2733
NP267214

* UP TO +.50 [13]
CASE BULGE

MAX. TERMINAL
TIGHTENING TORQUE
15 FT-LBS

NP267192A

	CAPACITOR & POWER PROTECTION FORT EDWARD, N.Y., U.S.A.		SIZE A	OUTLINE 19L0724WH3		SHEET 2 CONT. 3
	DRAWN TMO	FEB 28, 1997				
ISSUED	3-5-97		DISTR TO			