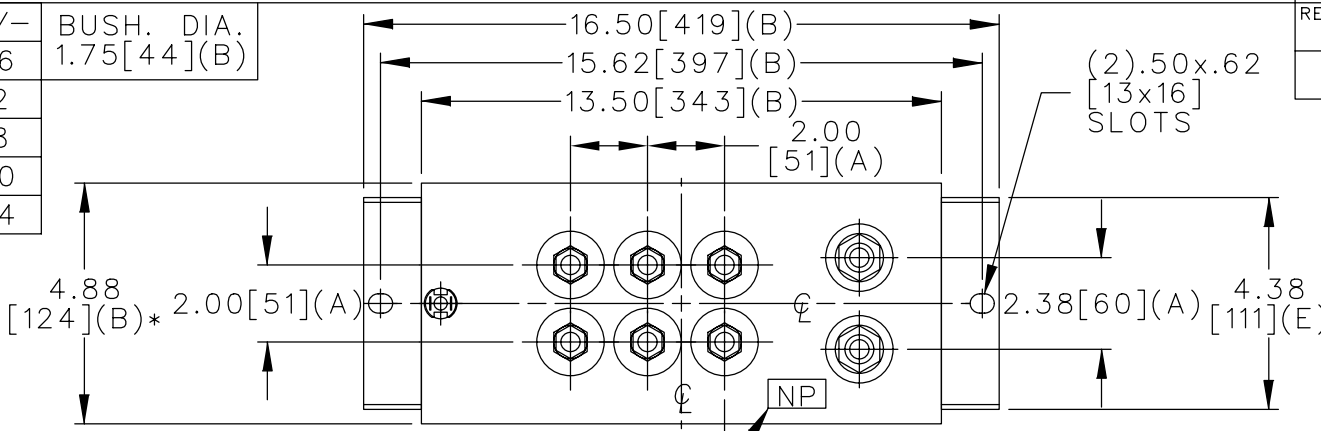
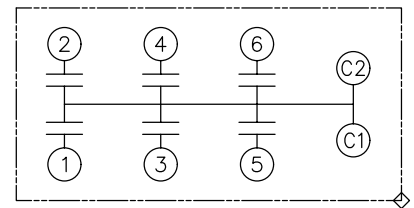
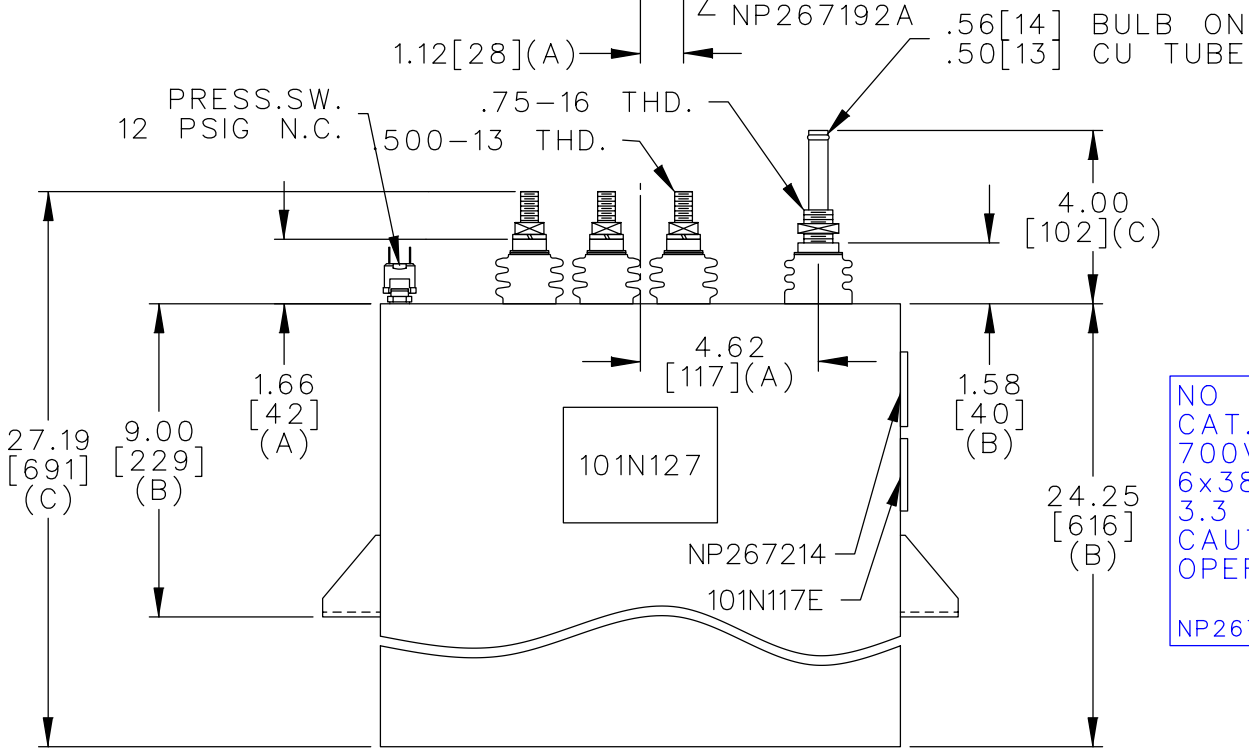


| | | |
|-----|-----|-------------|
| TOL | +/- | BUSH. DIA. |
| A | .06 | 1.75[44](B) |
| B | .12 | |
| C | .18 | |
| D | .50 | |
| E | .04 | |

| | | | |
|------|----------------------|---------|-----|
| SIZE | DWG NO. | SH | REV |
| A | 19L0832TH4 | | |
| REV | | DATE | |
| 4 | | 8-14-96 | |
| 5 | McGINN UPDATE CAT NO | | |



| TERM | uF |
|------|-----|
| 1 | 383 |
| 2 | 383 |
| 3 | 383 |
| 4 | 383 |
| 5 | 383 |
| 6 | 383 |



SCHMATIC DIAGRAM - 615

NO INTERNAL DISCH RESISTORS
 CAT. 19L0832TH4 SN
 700VDC 2300UF 1800AMPS
 6x383 UF/TAP
 3.3 GAL. COMBUSTIBLE LIQUID
 CAUTION! BEFORE INSTALLING OR
 OPERATING READ GEH-2733+2739
 NP267214

* UP TO +.50[13]
 CASE BULGE

MAX. TERMINAL
 TIGHTENING TORQUE
 15 FT-LBS

NP267192A

| | | | | | |
|--------|---|--------------|------------------|-------------------------------------|-----------------|
| | CAPACITOR & POWER PROTECTION FORT EDWARD, N.Y., U.S.A. | | SIZE A | OUTLINE 19L0832TH4 | SHEET 2 CONT. 3 |
| | DRAWN W.DeGROFF | AUG. 6, 1990 | SCALE | | |
| ISSUED | 8-13-90 | NP267214 | NP267214 | NP267214 | NP267214 |