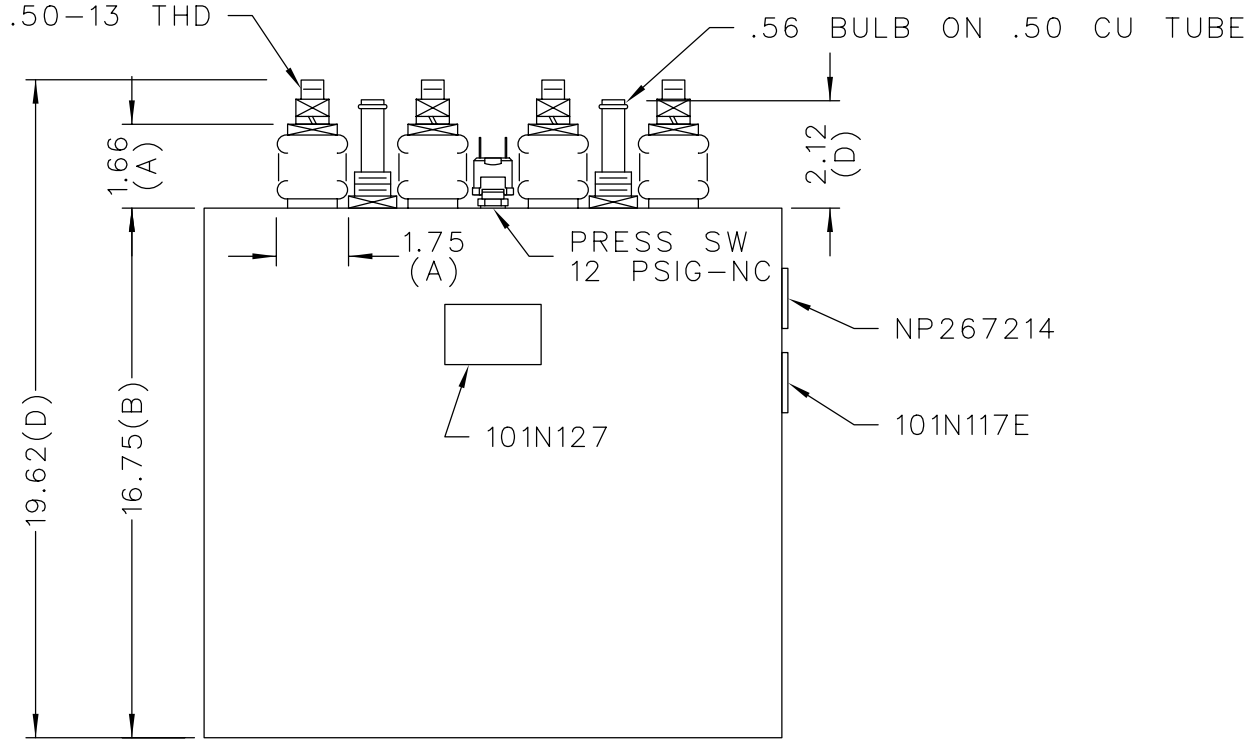
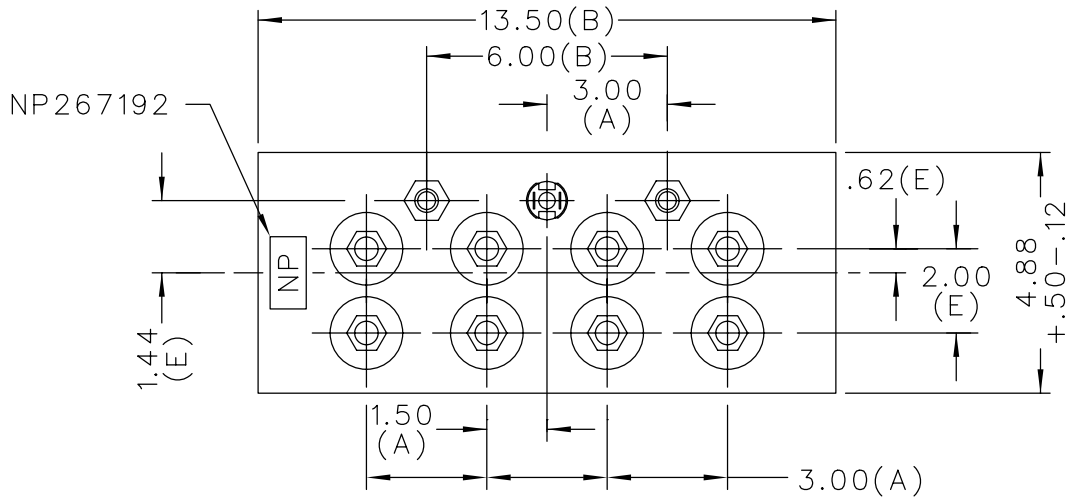
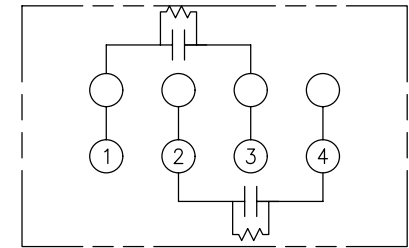


SIZE A	DWG NO 19L836TH2	SH 2	REV
REV 1	9/5/91		
2	McGINN	CHG COIL	



TERM	uF
1-3	750
2-4	750

TOL	+/-
A	.06
B	.12
C	.18
D	.25
E	.04



SCHEMATIC DIAGRAM - 299

WITH INTERNAL DISCH. RESISTORS  
 CAT. 19L836TH2 SN  
 750VDC 750/750 uF  
 350AMP RMS/SECT 1-3kHz  
 2.5 GAL. COMBUSTIBLE LIQUID  
 CAUTION! BEFORE INSTALLING  
 OR OPERATING READ GEH-2733 & 2739  
 NP267214

MAX. TERMINAL  
 TIGHTENING TORQUE  
 15 FT-LBS

NP267192

CAPACITOR & POWER PROTECTION  
 FORT EDWARD, N.Y., U.S.A.

DRAWN W.DeGROFF MARCH 12, 1991

ISSUED 3-14-91

SIZE  
A

SCALE

15R91-31

SHEET 2 CONT. ON

OUTLINE  
19L836TH2

DISTR TO