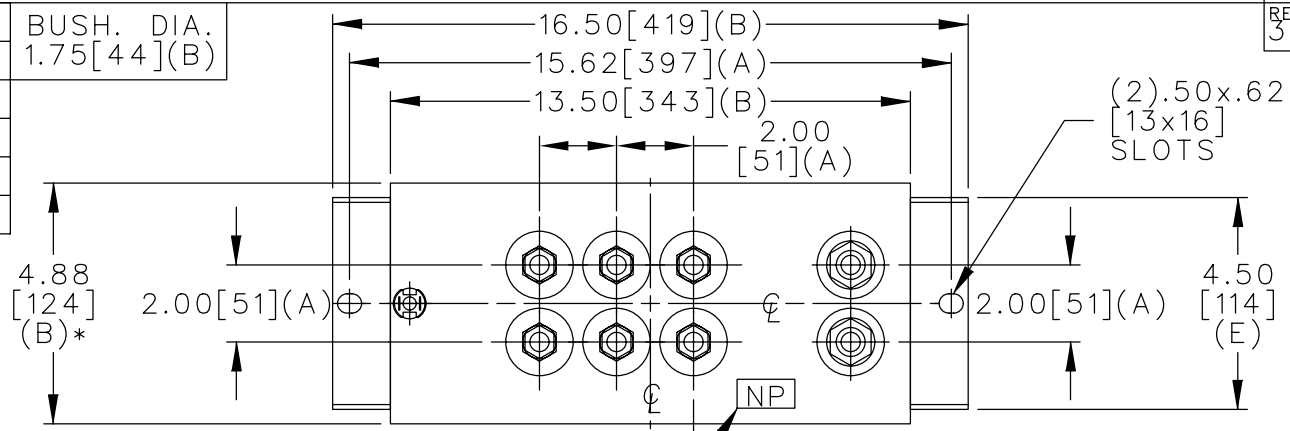
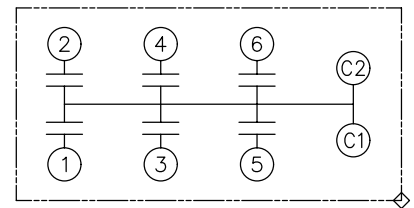
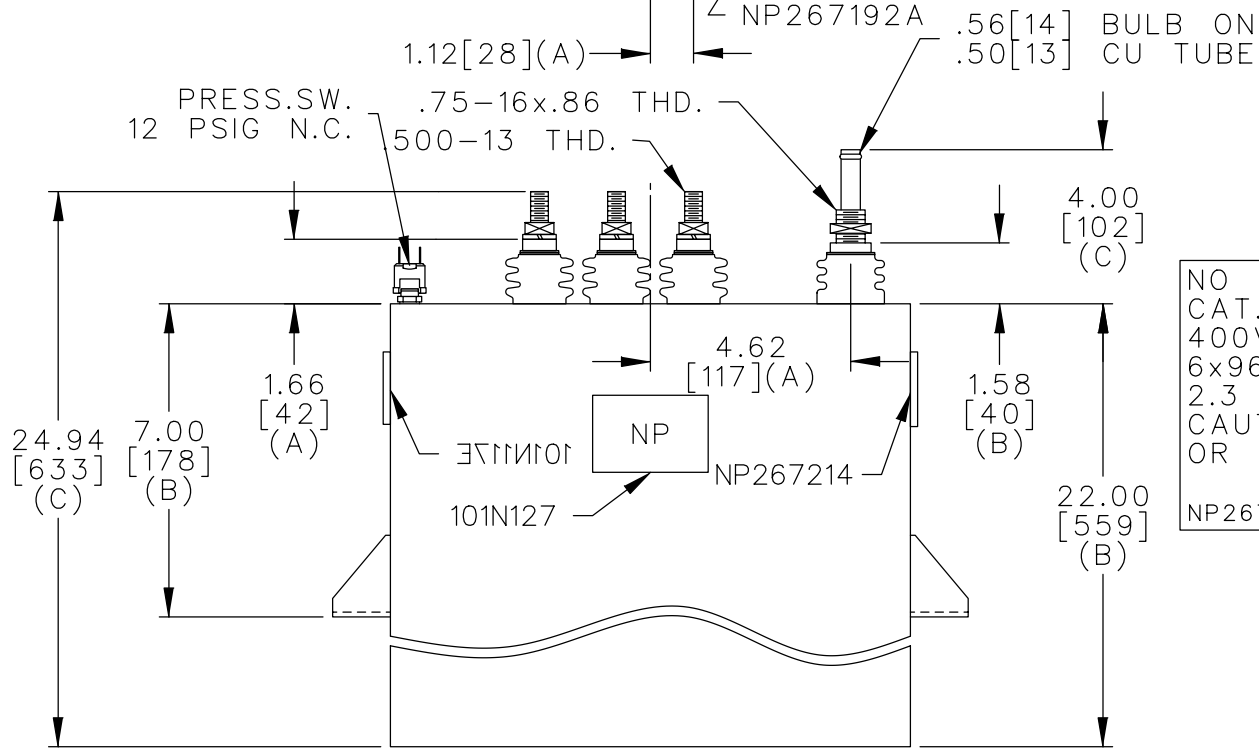


TOL	+/-	BUSH. DIA.
A	.06	1.75[44](B)
B	.12	
C	.18	
D	.50	
E	.04	



TERM	uF
1	967
2	967
3	967
4	967
5	967
6	967



SCHEMATIC DIAGRAM - 615

NO INTERNAL DISCH RESISTORS
 CAT. 19L834TJ4 SN
 400VDC 5802UF 1500AMPS MAX
 6x967 UF/TAP
 2.3 GAL COMBUSTIBLE LIQUID
 CAUTION! BEFORE INSTALLING
 OR OPERATING READ GEH-2733
 NP267214

* UP TO +.50[13]
 CASE BULGE

MAX. TERMINAL
 TIGHTENING TORQUE
 15 FT-LBS

NP267192A

	CAPACITOR & POWER PROTECTION FORT EDWARD, N.Y., U.S.A.		SIZE A	<h1>OUTLINE</h1> <h2>19L0834TJ4</h2>		SHEET 2 CONT. 3 ON ON
	DRAWN E.McGINN	MAR. 5, 2001	SCALE			
ISSUED 1-25-90						

DISTR TO