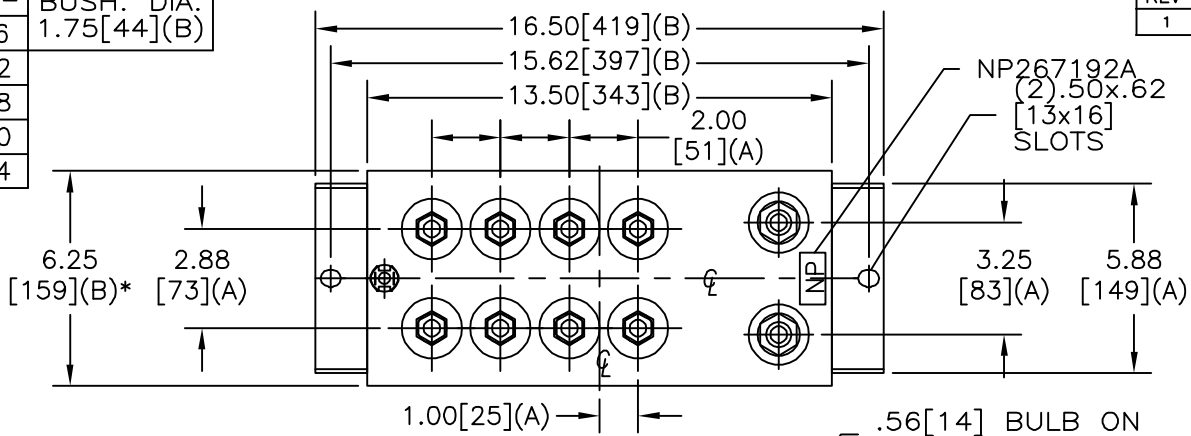
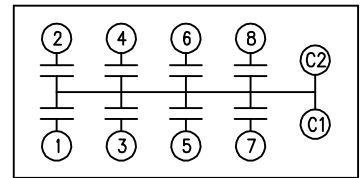


SIZE A	DWG NO 19L1054WH4	SHT 2	REV 1
REV 1	DESCRIPTION CHG BORDER	DATE 8/18/04	APPROVED BTR

TOL	+/-	BUSH. DIA.
A	.06	1.75[44](B)
B	.12	
C	.18	
D	.50	
E	.04	

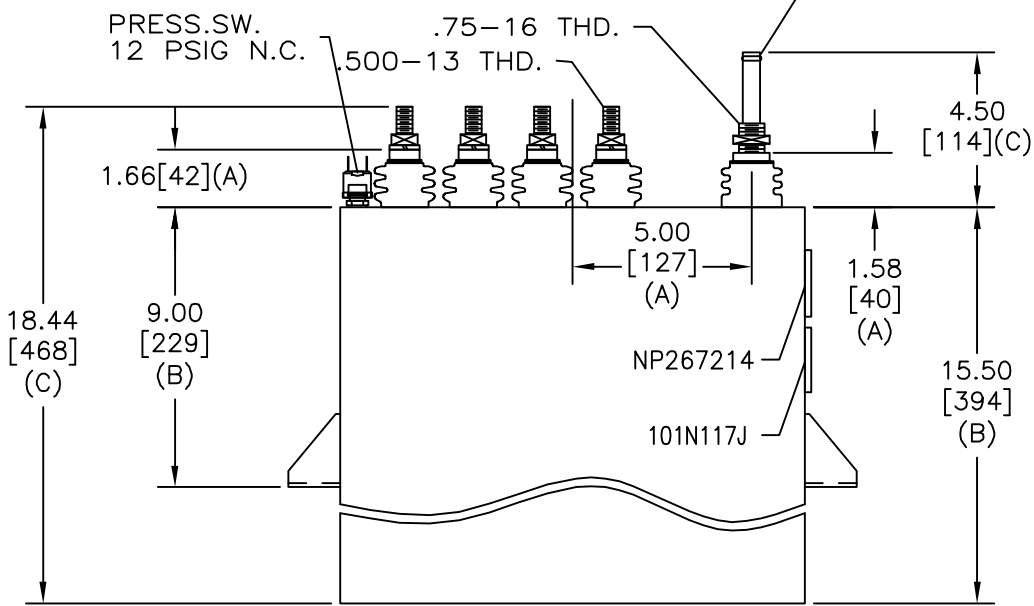


TERM	uF	kVAR
1	106	134.9
2	53	67.5
3	106	134.9
4	106	134.9
5	106	134.9
6	106	134.9
7	106	134.9
8	106	134.9



SCHEMATIC DIAGRAM - 800


NO INTERNAL DISCH RESISTORS
 CAT. 19L1054WH4 SN
 1012KVAR 450V 1000HZ 1PH
 7x106+53 UF/TAP
 2.30 GAL. COMBUSTIBLE LIQUID
 CAUTION! BEFORE INSTALLING OR
 OPERATING READ GEH-2733
 NP267214



* UP TO +.50[13]
 CASE BULGE

MAX. TERMINAL
 TIGHTENING TORQUE
 15 FT-LBS

NP267192A

 INDUSTRIAL SYSTEMS FORT EDWARD, N.Y., U.S.A.		SIZE A	OUTLINE 19L1054WH4	
DRAWN E. McGinn	DATE SEP 24, 1996	SCALE		
ISSUED	DATE 10/2/96	SHEET 2	CONT ON 3	

DISTR. TO