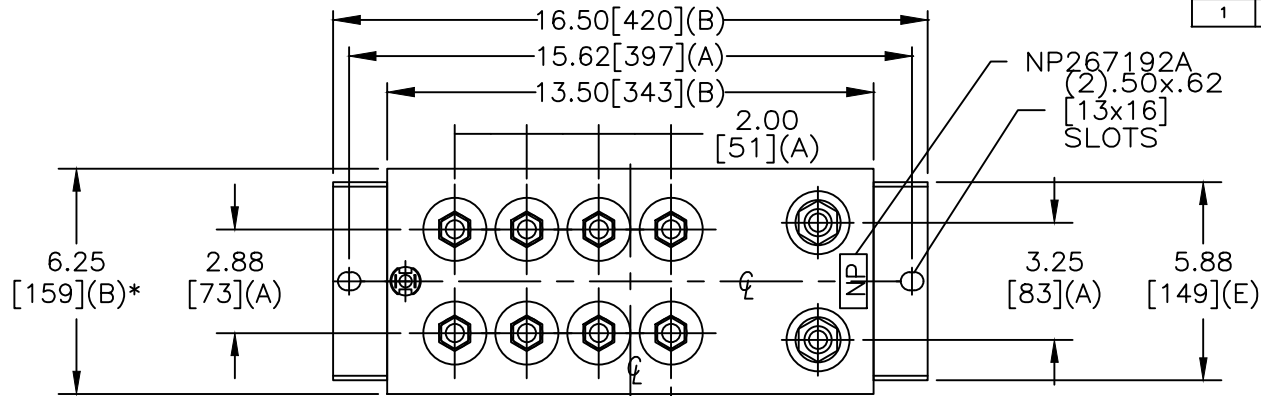
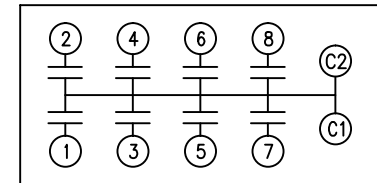


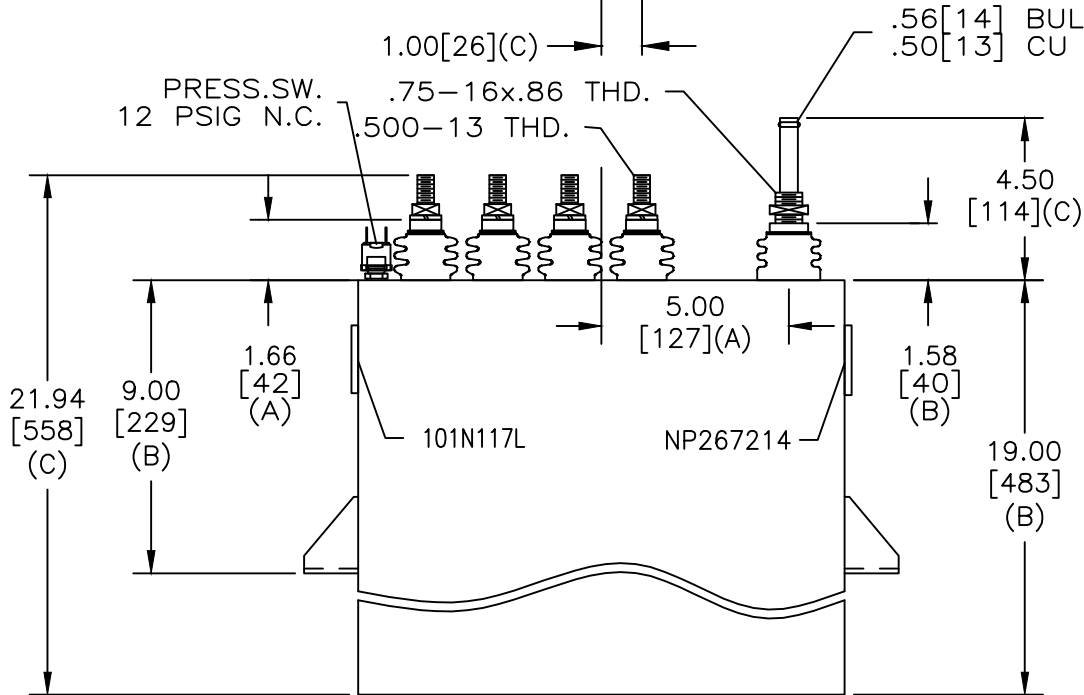
SIZE A	DWG NO 19L1064WH4	SHT 2	REV 1
REV 1	DESCRIPTION CHG FLUID LABEL	DATE 6/19/2012	APPROVED JBC



TERM	uF	kVAR
1	125	192.4
2	125	192.4
3	125	192.4
4	125	192.4
5	125	192.4
6	125	192.4
7	125	192.4
8	125	192.4



SCHEMATIC DIAGRAM - 800



**CAPACITOR**  
WITH INTERNAL DISCH RESISTORS

CAT. 19L1064WH4 SN  
1539 KVAR 700V 500HZ 1PH  
8X125 UF/TAP  
2.54 GAL. COMBUSTIBLE LIQUID  
CAUTION! BEFORE INSTALLING OR  
OPERATING READ GEH-2733

MADE IN U.S.A. NP267214

\* UP TO +.50 [13]  
CASE BULGE

MAX. TERMINAL  
TIGHTENING TORQUE  
15 FT-LBS

NP267192A

<b>GE ENERGY</b> FORT EDWARD, N.Y., U.S.A.	SIZE <b>A</b>	UNIT WEIGHT 90 / 41 LB/kg	<b>OUTLINE</b> <b>19L1064WH4</b>		SHEET 2 CONT ON 3
	DRAWN RJF      DATE 11/26/1996		SCALE		
ISSUED	DATE 11/26/1996				

DISTR. TO