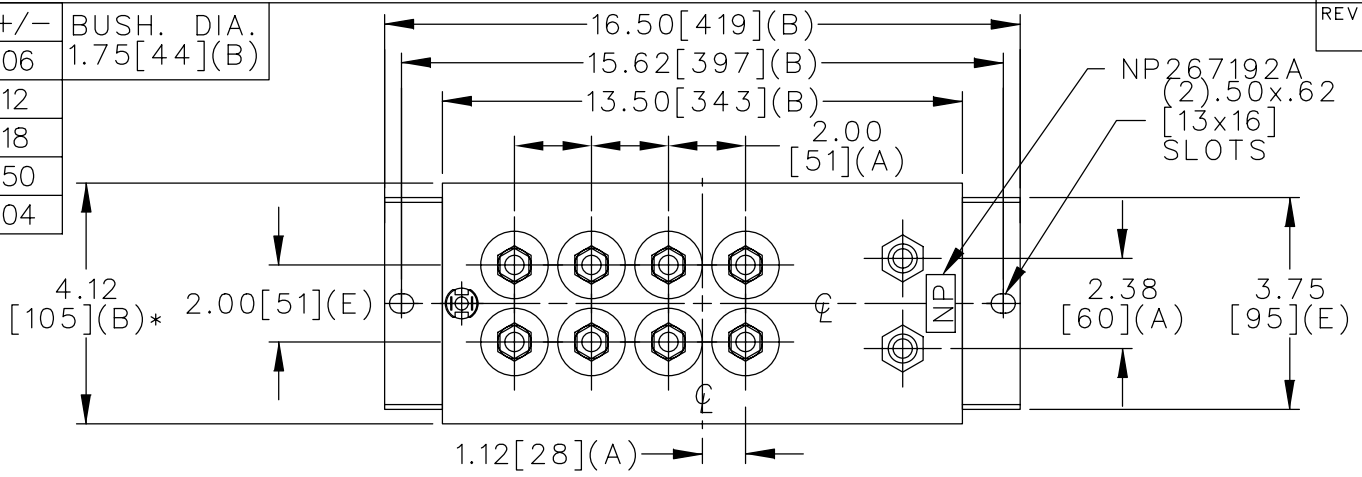
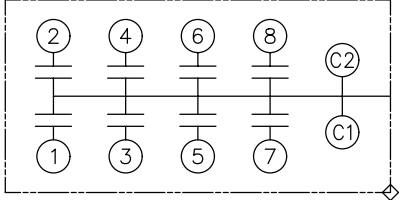


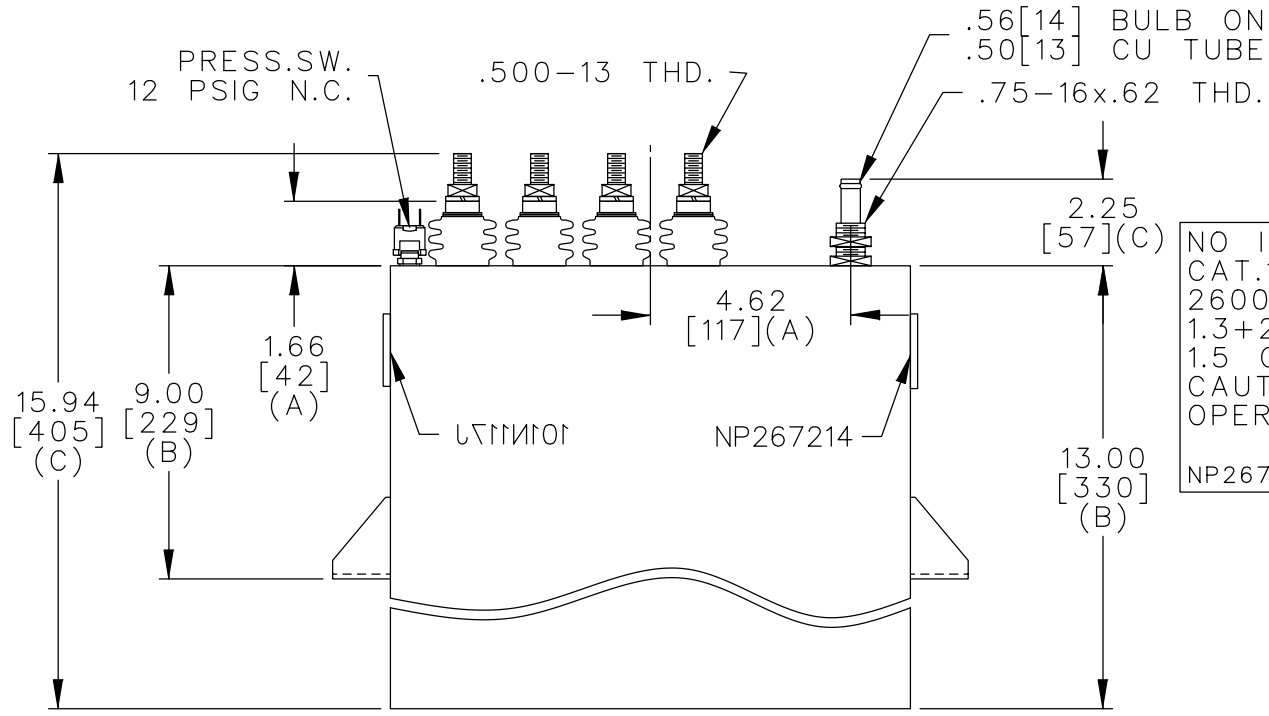
TOL	+/-	BUSH. DIA.
A	.06	1.75[44](B)
B	.12	
C	.18	
D	.50	
E	.04	



TERM	uF	kVAR
1	1.3	123.9
2	2.5	247.7
3	3.8	371.4
4	3.8	371.4
5	3.8	371.4
6	3.8	371.4
7	3.8	371.4
8	3.8	371.4



SCHEMATIC DIAGRAM - 801



NO INTERNAL DISCH RESISTORS
 CAT.19L1138WH4 SN
 2600KVAR 1250V 10000HZ 1PH
 1.3+2.5+6x3.8 UF/TAP
 1.5 GALS. COMBUSTIBLE LIQUID
 CAUTION! BEFORE INSTALLING OR
 OPERATING READ GEH-2733
 NP267214

* UP TO +.50[13]
 CASE BULGE

MAX. TERMINAL
 TIGHTENING TORQUE
 15 FT-LBS

NP267192A

	CAPACITOR & POWER PROTECTION FORT EDWARD, N.Y., U.S.A.		SIZE A	OUTLINE 19L1138WH4	SHEET 2 CONT. ON -
	DRAWN E.McGINN	APR. 8, 1999	SCALE		
ISSUED				DISTR TO	