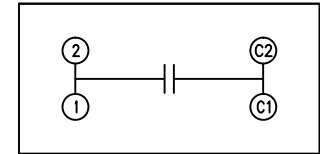
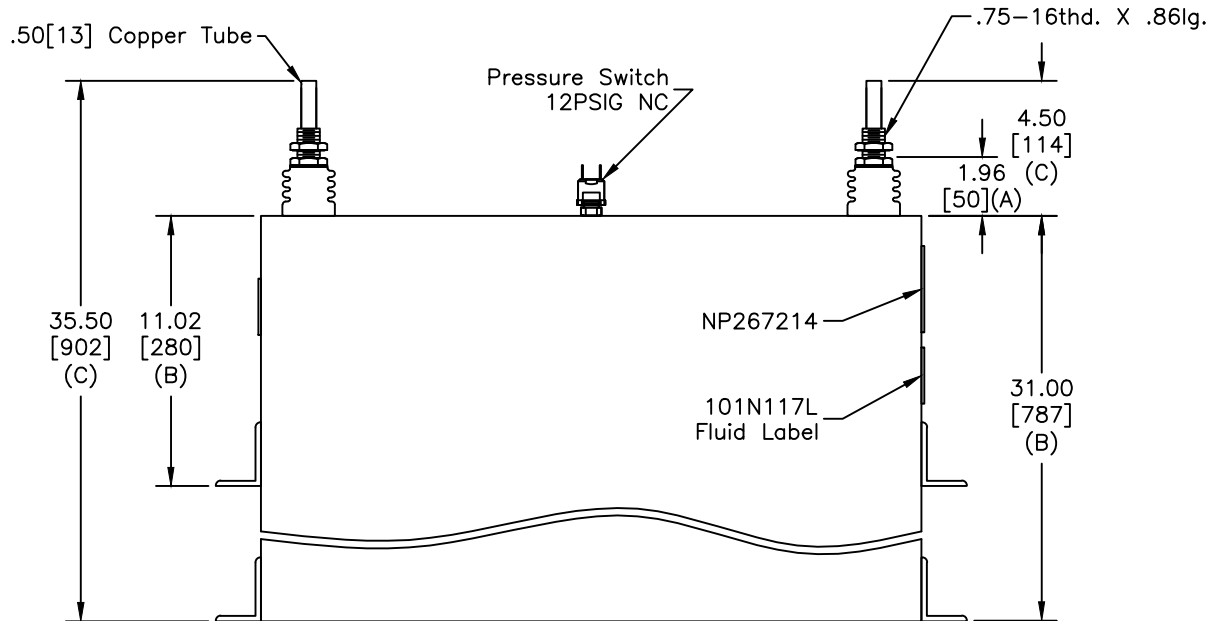
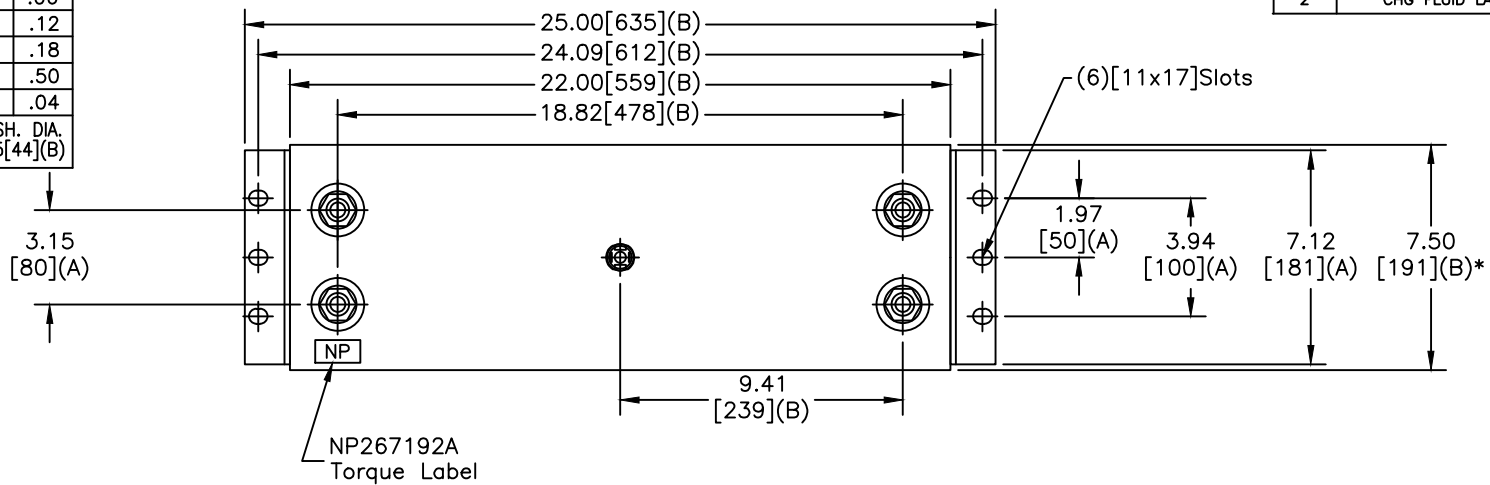


SIZE A	DWG NO 19L1274WH4	SHT 3	REV 2
REV 2	DESCRIPTION CHG FLUID LABEL	DATE 10/18/2012	APPROVED JBC

TOL	+/-
A	.06
B	.12
C	.18
D	.50
E	.04
BUSH. DIA.	1.75[44](B)



SCHEMATIC DIAGRAM - 105

GE CAPACITOR
NO INTERNAL DISCHARGE RESISTORS
CAT. 19L1274WH4 SN
1388KVAR 600V 300HZ 1PH
2045 UF
6.5 GAL. COMBUSTIBLE LIQUID
CAUTION! BEFORE INSTALLING OR
OPERATING READ GEH-2733
MADE IN U.S.A. NP267214

* UP TO +.75[19]
CASE BULGE

MAX. TERMINAL
TIGHTENING TORQUE
15 FT-LBS.

NP267192A

GE ENERGY FORT EDWARD, N.Y., U.S.A.		SIZE A
DRAWN B.ROSS	DATE 5/21/2007	SCALE
ISSUED	DATE 6/26/2007	

OUTLINE
19L1274WH4

SHEET 2 CONT ON 3

DISTR. TO