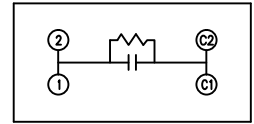
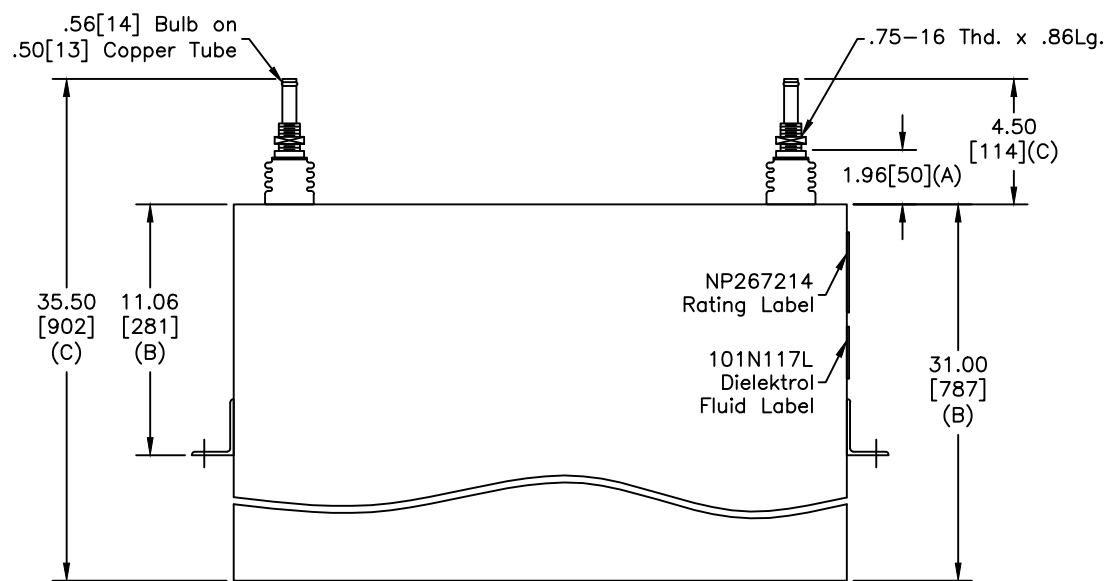
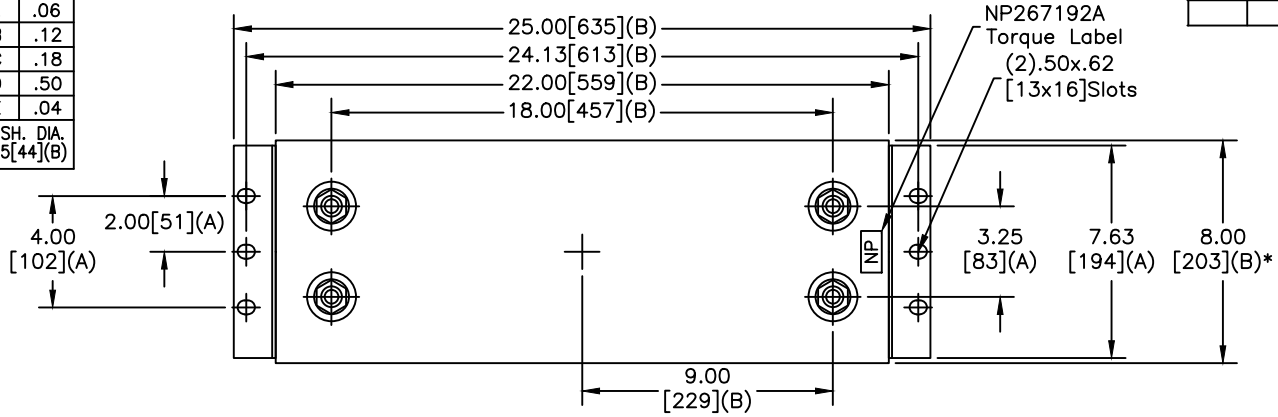


TOL	+/-
A	.06
B	.12
C	.18
D	.50
E	.04
BUSH. DIA. 1.75[44](B)	

SIZE A	DWG NO 19L1288WH3	SHT 1	REV
REV	DESCRIPTION	DATE	APPROVED



SCHEMATIC DIAGRAM - 107

**GE CAPACITOR**  
WITH INTERNAL DISCHARGE RESISTORS  
CAT. 19L1288WH3 SN  
5350KVAR 3000V 300HZ 1PH  
315.4 UF  
7 GAL. COMBUSTIBLE LIQUID  
CAUTION! BEFORE INSTALLING OR  
OPERATING READ GEH-2733  
MADE IN USA NP267214

\* UP TO +.75[19] CASE BULGE

MAX. TERMINAL TIGHTENING TORQUE 15 FT.-LBS.

NP267192A

<b>GE ENERGY</b> FORT EDWARD, N.Y., U.S.A.		SIZE A
DRAWN DMR	DATE 4/5/2012	SCALE WC1
ISSUED	DATE 4/5/2012	

Est Weight  
290 lbs.

**OUTLINE**  
**19L1288WH3**

SHEET 1 CONT ON

DISTR. TO