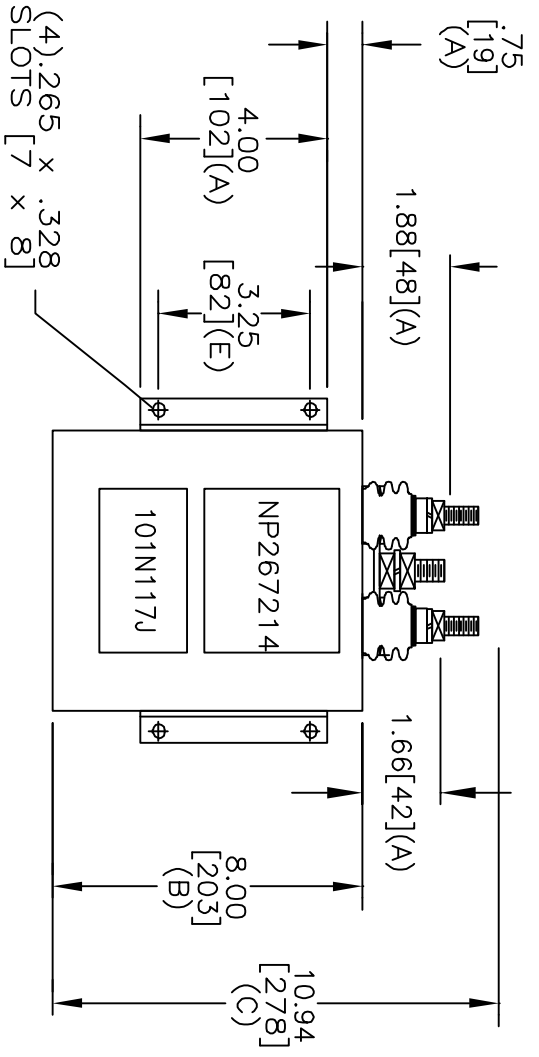
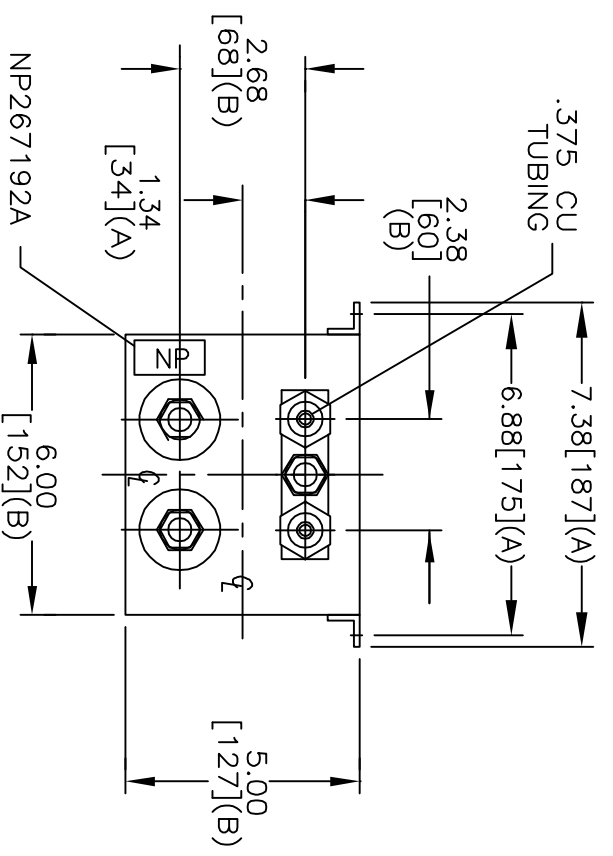


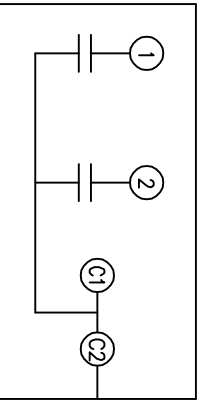
TOL	+/-	BUSH. DIA.
A	.06	1.75[.44](B)
B	.12	
C	.18	
D	.50	
E	.04	



SIZE	DWG NO	SHT	REV
A	19L0169WH3	2	1
REV	DESCRIPTION	DATE	APPROVED
1	NO RESISTORS ON NP	11/23/05	BTR

* UP TO +.50[13]
CASE BULGE

TERM	UF	KVAR
1	49.6	16.6
2	49.6	16.6



SCHEMATIC DIAGRAM - 231

NO INTERNAL DISCH RESISTORS
 CAT. 19L0169WH3 SN
 33.2 KVAR 73V 10000 HZ 1 PH
 2x49.6 UF/TAP
 0.49 GAL. COMBUSTIBLE LIQUID
 CAUTION! BEFORE INSTALLING OR
 OPERATING READ GEH-2733
 NP267214

MAX. TERMINAL
 TIGHTENING TORQUE
 15 FT-LBS
 NP267192A

INDUSTRIAL SYSTEMS
 FORT EDWARD, N.Y., U.S.A.

DRAWN B. ROSS
 DATE JUN 3, 2002

ISSUED
 DATE 7/10/02

SIZE A
 SCALE

OUTLINE
 19L0169WH3

SHEET 2 CONT ON -