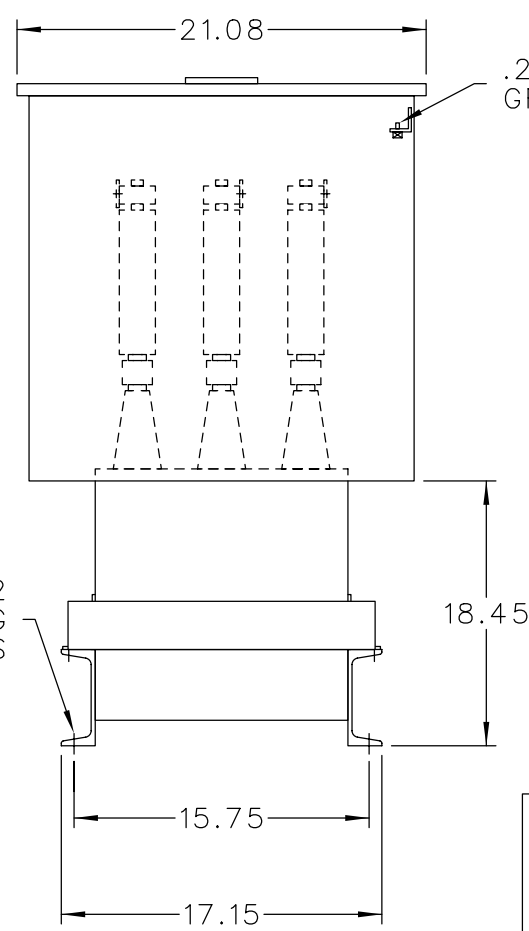
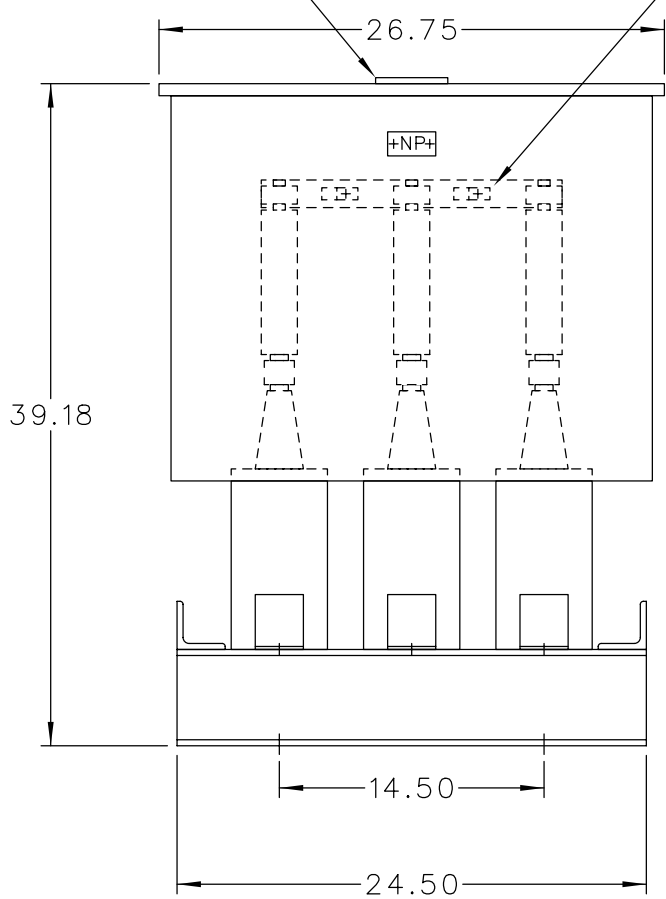
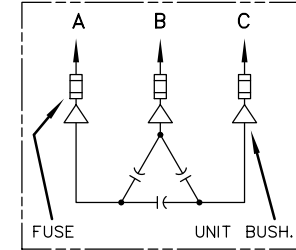


101N140
LOCATE ON
CENTER OF
COVER

TWO TERMINALS FOR #6 TO
250 MCM CABLES PER PHASE



.25-20
GRD SCR.



SCHEMATIC DIAGRAM

INCLUDES DISCHARGE RESISTORS

CAT. 37F0522449 SER.NO.
KVAR 775 VOLT 2400
Hz 60 PH 3 CONN. DELTA
CONN. DIAG.

READ INST. GEH-2711

NP220452

NOTE:
ADD "037" SUFFIX TO
CATALOG NO. FOR
CSA LABELED PRODUCT.

<p>CAPACITOR & POWER PROTECTION FORT EDWARD, N.Y., U.S.A.</p>	<p>SIZE A</p>	<p>APPROX. WT 309 LBS</p>
	<p>DRAWN JCozzens</p>	<p>JULY 29, 1997</p>
<p>ISSUED</p>		<p>SHEET 2</p>

OUTLINE
37F0522449

DISTR TO