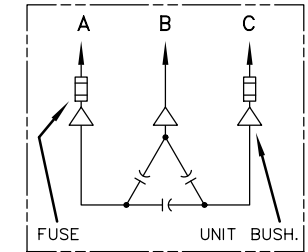
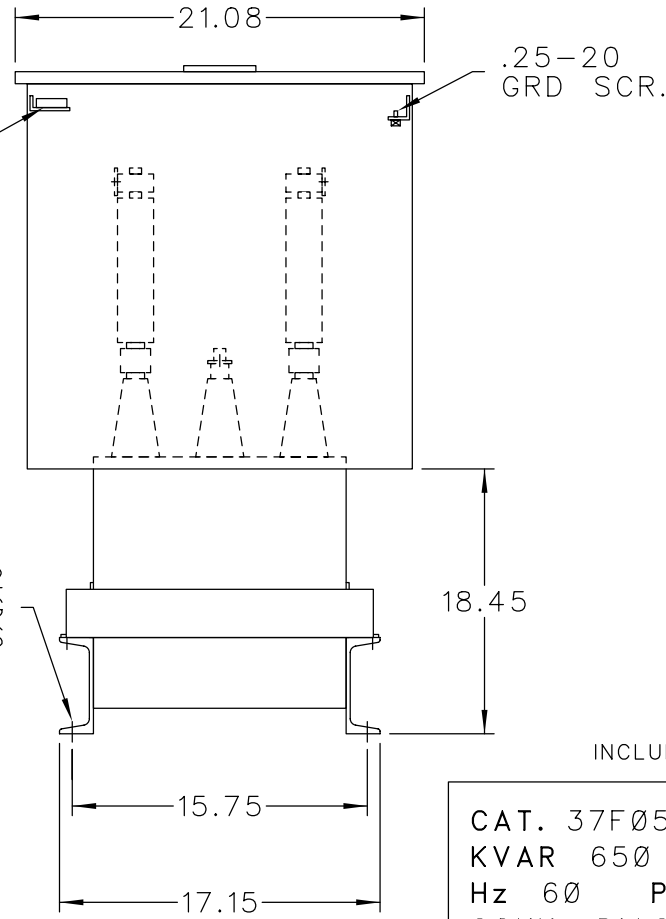
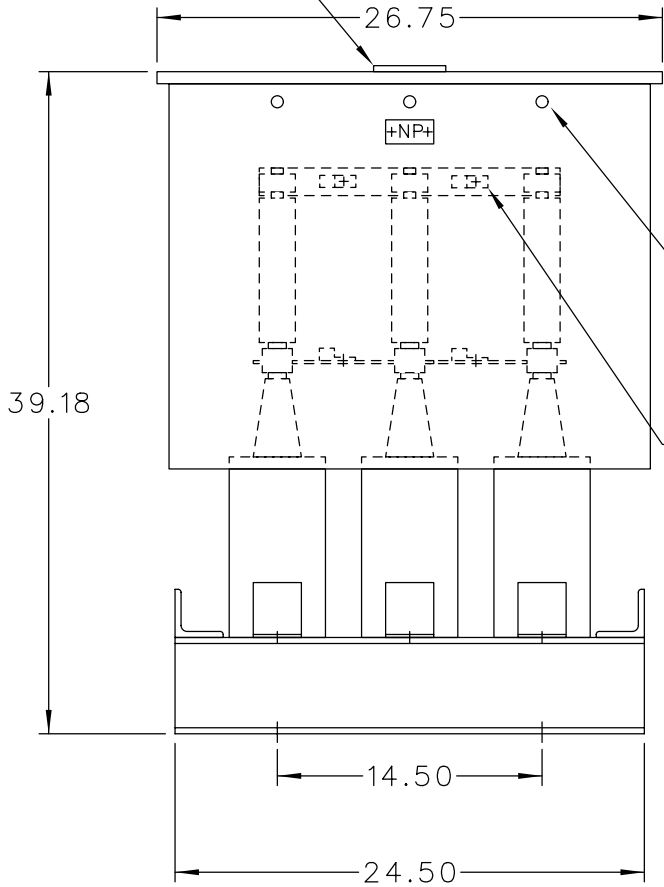


101N140
LOCATE ON
CENTER OF
COVER



SCHEMATIC DIAGRAM

INCLUDES DISCHARGE RESISTORS

CAT. 37F0522524 SER.NO.
KVAR 650 VOLT 2400
Hz 60 PH 3 CONN. DELTA
CONN. DIAG.

READ INST. GEH-2711

NP220452

NOTE:
ADD "037" SUFFIX TO
CATALOG NO. FOR
CSA LABELED PRODUCT.

| | | |
|-----------------------------------------------------------------------|-----------------------|----------------------|
| <p>CAPACITOR & POWER PROTECTION FORT EDWARD, N.Y., U.S.A.</p> | <p>DRAWN E.McGINN</p> | <p>OCT. 27, 1998</p> |
| | <p>ISSUED</p> | <p>SCALE</p> |

| | |
|--------------------------|-------------------------------|
| <p>SIZE A</p> | <p>APPROX. WT 276 LBS</p> |
| <p>SCALE</p> | <p>SHEET 2</p> |

| | |
|-------------------------------|-----------------|
| <p>OUTLINE 37F0522524</p> | <p>DISTR TO</p> |
|-------------------------------|-----------------|